

Early Learning SF Monthly Dashboard: July 2019



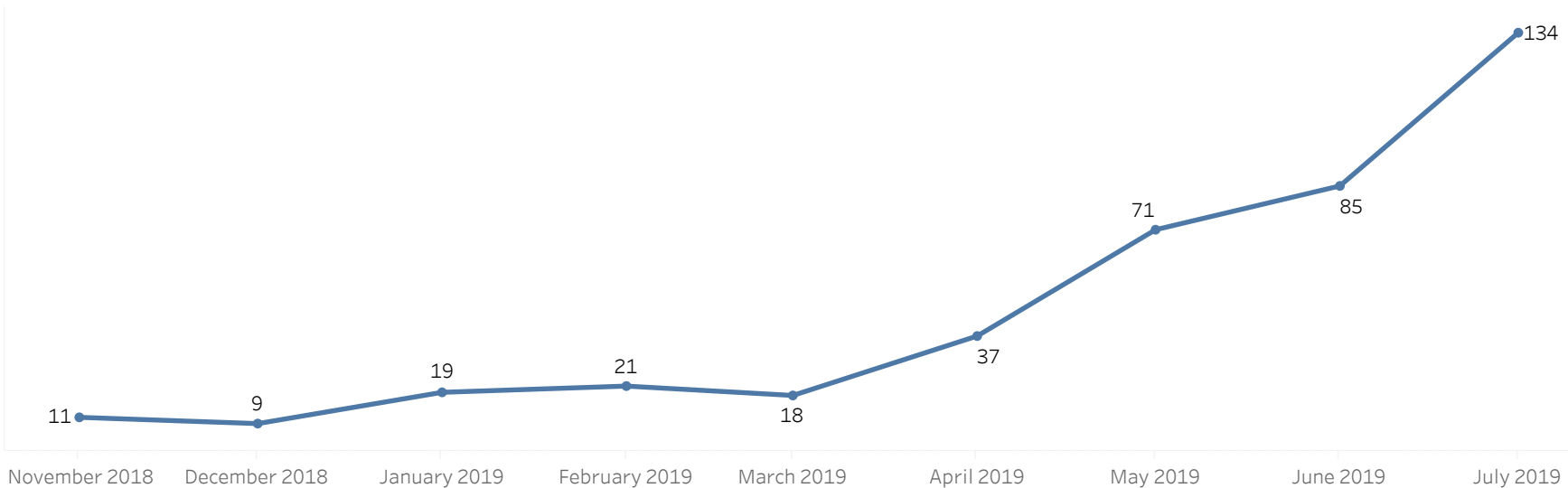
Total Children Waiting as of August 1st, 2019 :
3,058

Of these, waiting children who applied just this month:
288

Total open vacancies as of August 1st, 2019:
973

Of these, open vacancies created just this month:
481

Monthly Enrollments through ELSF:

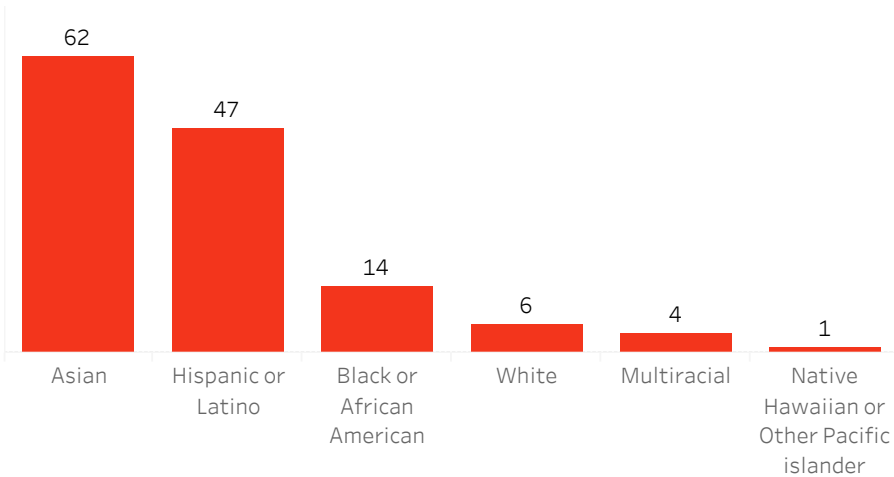


1 • Data as of August 1st, 2019

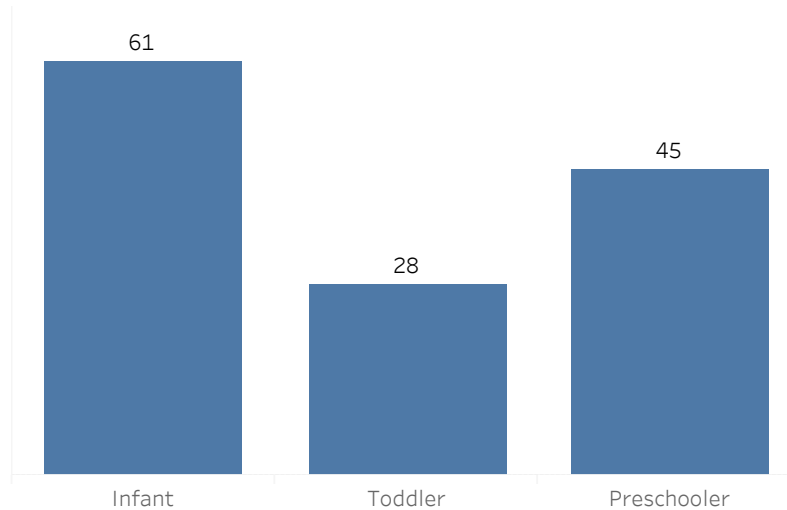
Enrolled through ELSF in July 2019 (N = 134)



Race/Ethnicity



Age Ranges*



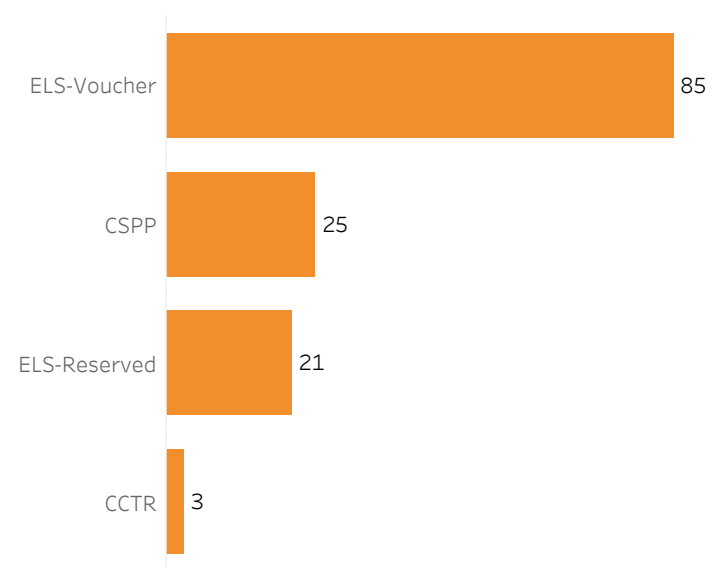
OECE Target Populations*



Income

Below 20% AMI	54%
Between 20% and 25% AMI	13%
Between 25% and 30% AMI	8%
Between 30% and 35% AMI	6%
Between 35% and 40% AMI	4%
Between 40% and 45% AMI	7%
Between 45% and 50% AMI	5%
Between 50% AMI and 85% SMI	3%

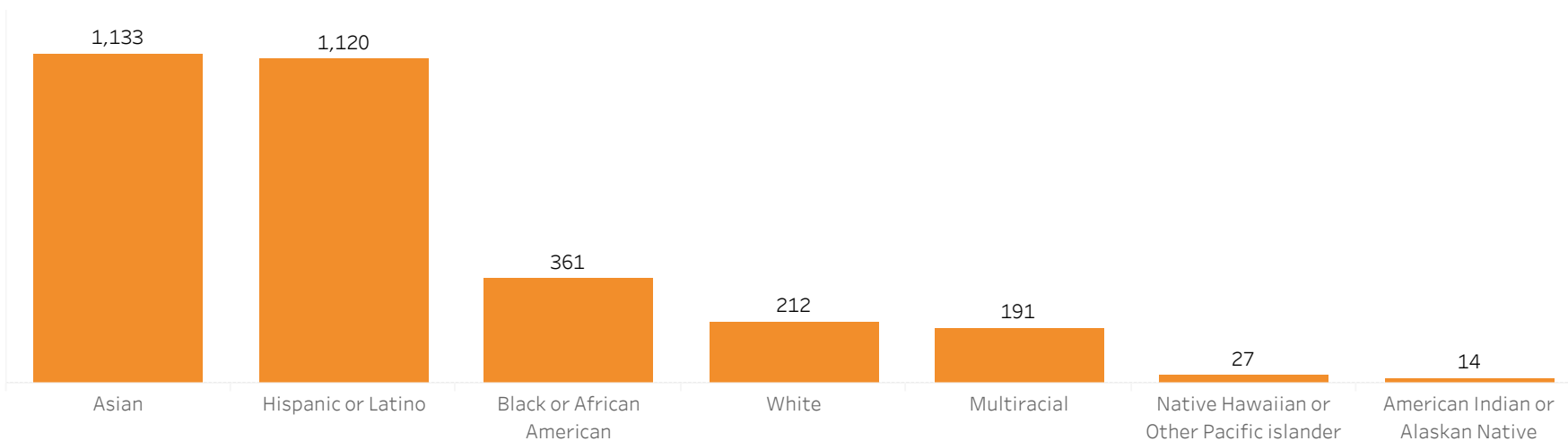
Subsidy*



Children Ages 0 to 12 Still Waiting as of July 2019 (N = 3,058)



Race/Ethnicity



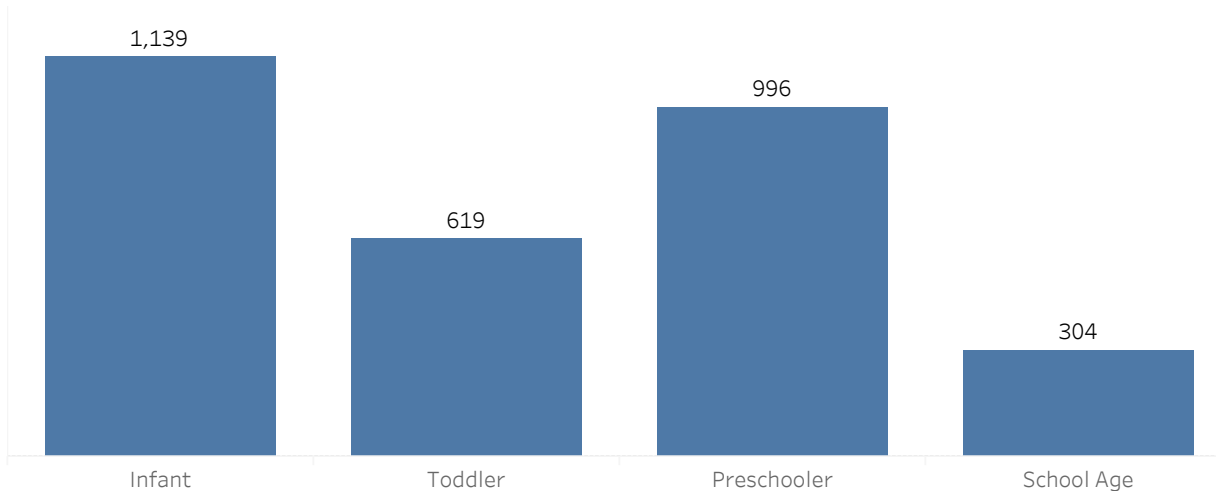
Income

Below 20% AMI	40%
Between 20% and 25% AMI	13%
Between 25% and 30% AMI	11%
Between 30% and 35% AMI	9%
Between 35% and 40% AMI	6%
Between 40% and 45% AMI	6%
Between 45% and 50% AMI	6%
Between 50% AMI and 85% SMI	9%

OECE Target Populations

Not Target Population	17%
Target Population	83%

Age

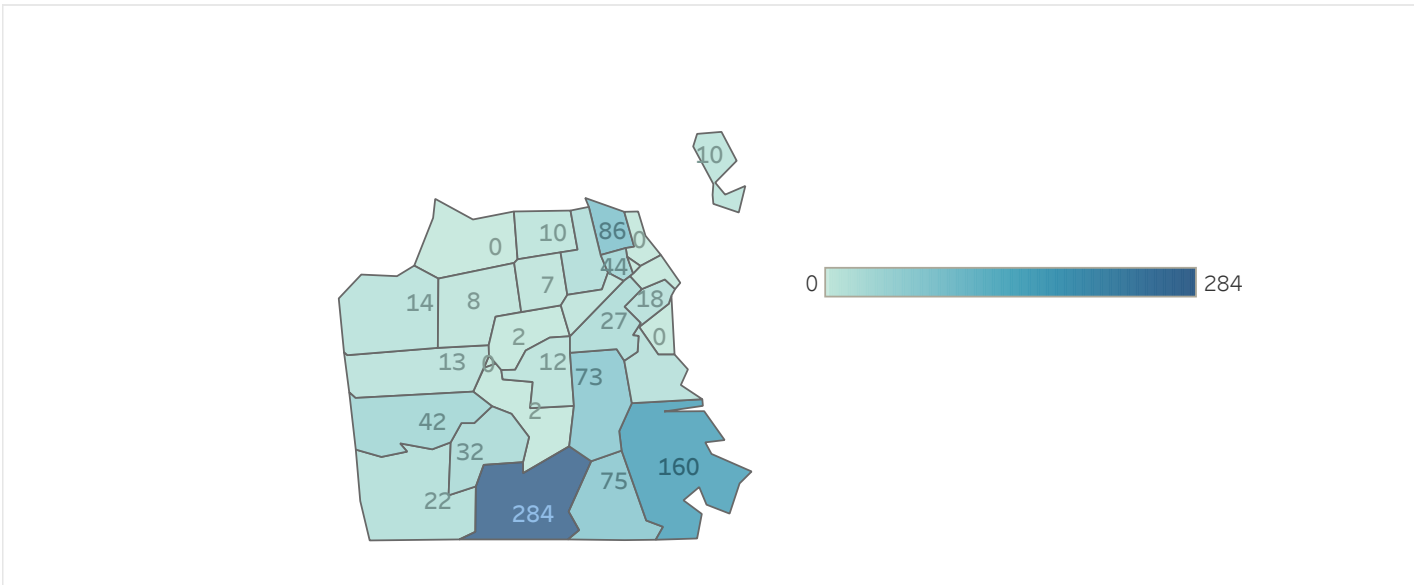


Open Vacancies in SF Zip Codes as of July 2019

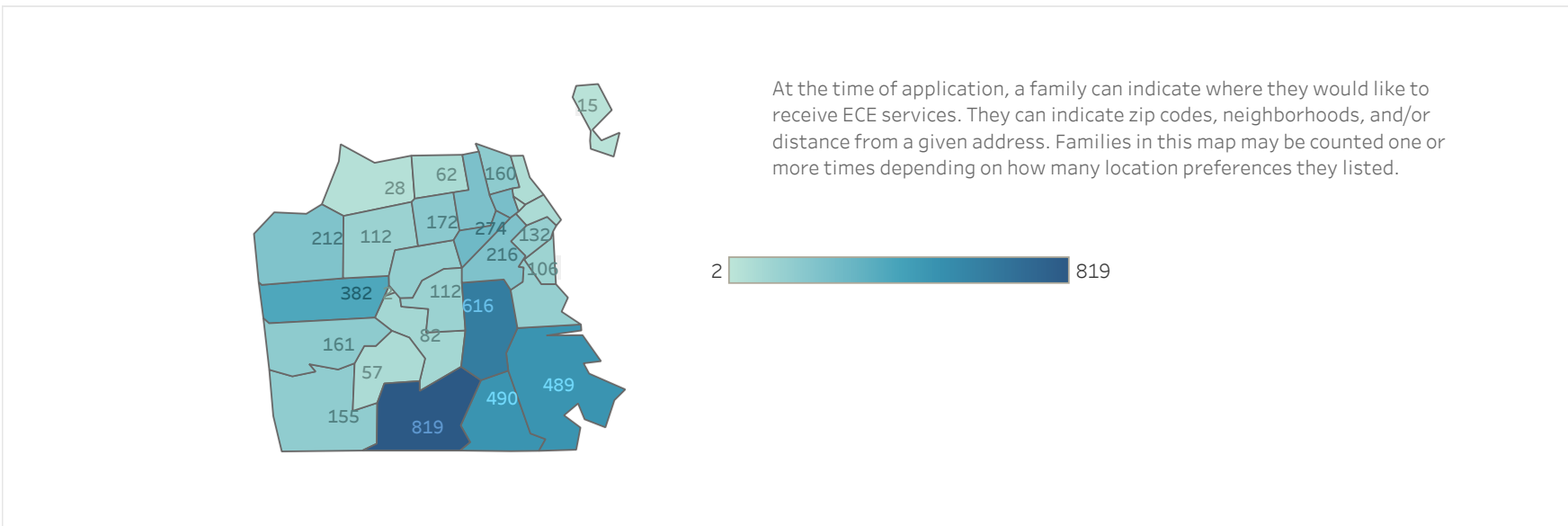


Total Open Vacancies in SF Zip Codes as of June 2019:

973



Children Waiting, by Zip Code where they are seeking ECE services, as of June 2019



Appendix



Total Children on ELSF as of August 1st, 2019

Waiting	3,058
No Longer Waiting	5,369
Grand Total	8,427

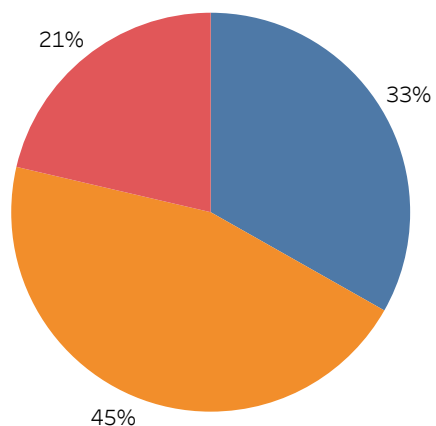
Breakdown of No Longer Waiting

Enrolled	2,278
Inactive	3,091
Grand Total	5,369

Total new applications since launch:
4,747

Applications created by:

- Family
- Integrated Services Agency or Compass
- Other CBO



Definitions

State Subsidies

CCTR: General Child Care and Development

CCSP: California State Preschool

OECE Age Ranges*

0 – 1.9 years old: Infant

2 – 2.9 years old: Toddler

3 – 5.9 years old: Preschooler

6 years old and over: School Age

*CCTR enrollments abide by California Department of Education age categories

OECE Target Populations

1. CPS or AT-risk for Neglect or Abuse
2. Homeless
3. Special Needs
4. Low-income Dual Language Learners
5. Low-income Black or African American
6. Low-income Hispanic or Latino