

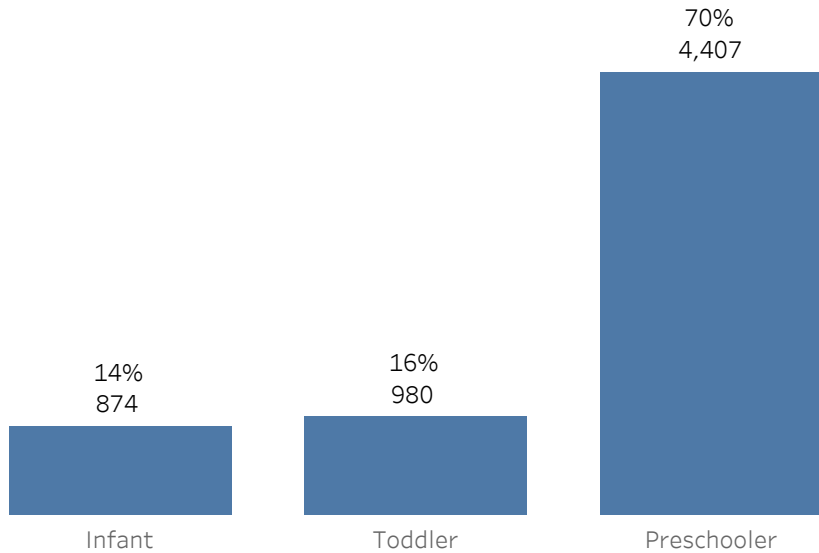


# Monthly Enrollment Demographics

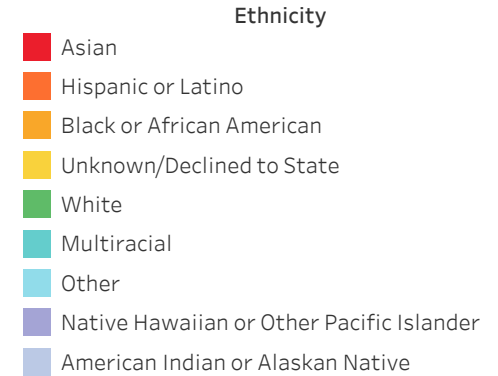
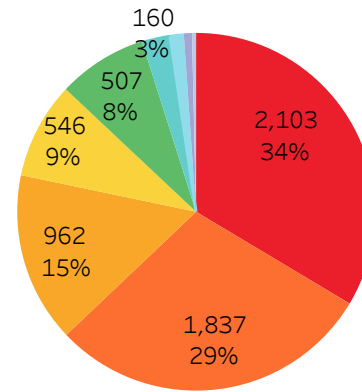
August 2018

## Total Children Enrolled (0-K): 6,261

### Age Ranges



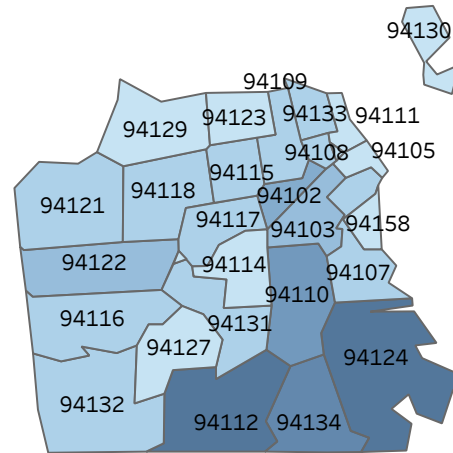
### Ethnicity



### Number of Children

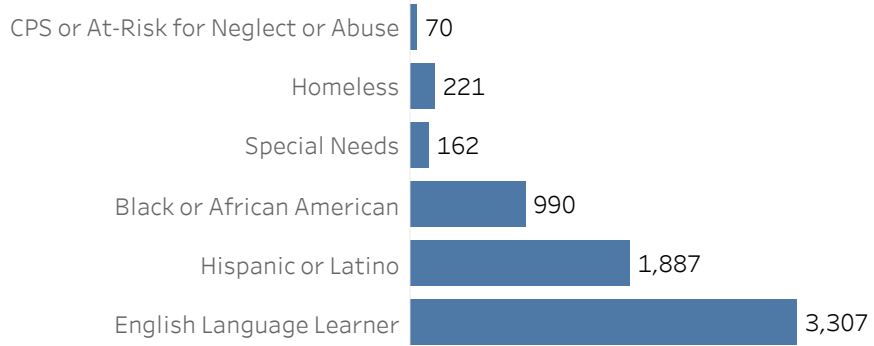


### Home Zip Code



**Note:** July and August 2018 enrollment numbers are 15% lower than June 2018 enrollment numbers for a variety of reasons: a) some programs close during summer months, b) some families chose to end enrollment during the summer due to seasonal changes in parents' work schedules, vacations, etc., and c) some programs may not have accurately reported enrollment for July since in previous years city-funded programs were not required to report enrollment in July.

### Target Population



There are 5,048 unique Target Population children enrolled. Children can be counted in more than one Target Population category. Ethnicity Target Population counts do not equal Ethnicity counts because children may be categorized as Multiracial. Beginning in June 2018, CPS/At-Risk data for children who are enrolled in PFA, Head Start, and Title 5 programs are included in category total above. Prior months' dashboards have not yet been updated to reflect these changes.

Ethnicity and Target Population definitions were changed in May 2018. Prior months' dashboards have not yet been updated to reflect these changes.

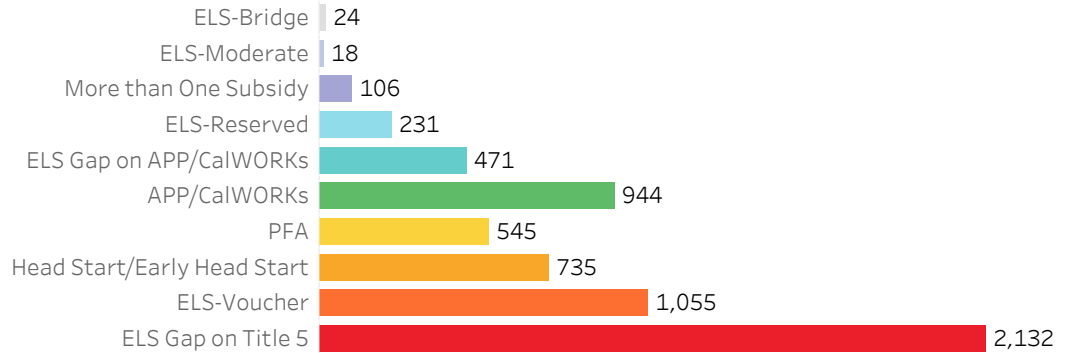
Sources: Children's Council CareControl3, Wu Yee CareControl3, Cocoa

# Monthly Subsidy and Setting Enrollments

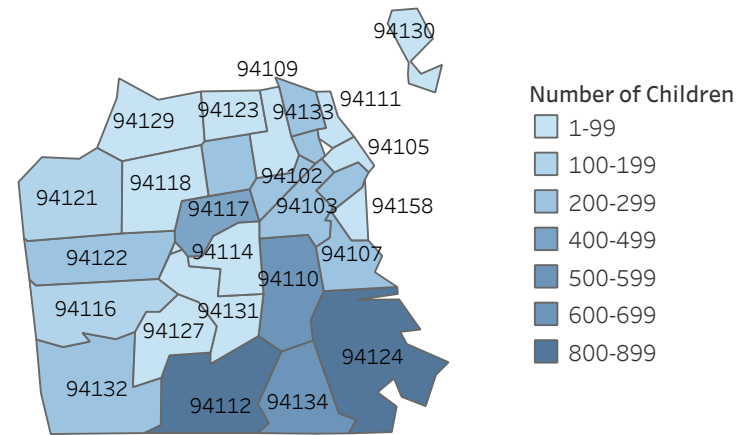
August 2018

## Total Children Enrolled (0-K): 6,261

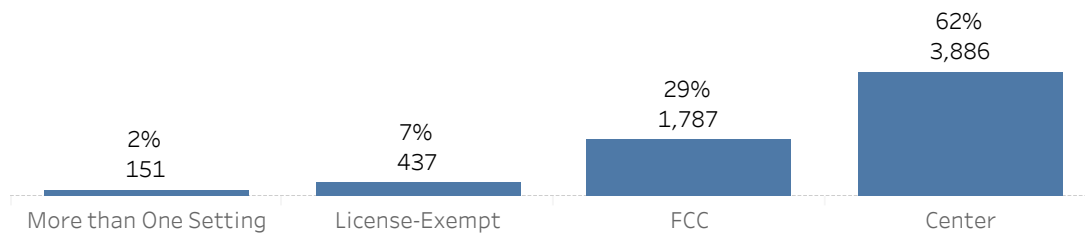
### Children Enrolled by Subsidy



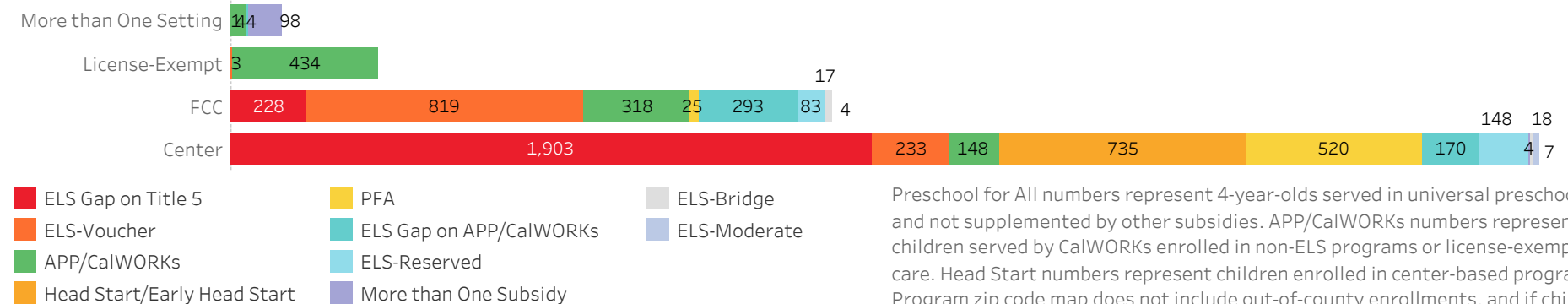
### Program Zip Code



### Children Enrolled by Setting



### Children Enrolled by Setting and Subsidy



Preschool for All numbers represent 4-year-olds served in universal preschool and not supplemented by other subsidies. APP/CalWORKs numbers represent children served by CalWORKs enrolled in non-ELS programs or license-exempt care. Head Start numbers represent children enrolled in center-based programs. Program zip code map does not include out-of-county enrollments, and if child is enrolled with two or more programs, zip code reported is the most recent record.

## Subsidy Glossary

---

<b>APP/CalWORKs</b>	The CalWORKs Child Care Program provides subsidized child care services to California families who receive or previously received public cash assistance, and the Alternative Payment Program provides child care assistance for other low-income families. ELS Qualified Programs are eligible to receive enhanced ELS Gap payments on APP/CalWORKs voucher enrollments (see ELS Gap description below). Non-ELS Programs with APP/CalWORKs enrollments do not receive a gap payment and fall under the “APP/CalWORKs” subsidy category.
<b>ELS Bridge</b>	This funding provides continuity of care for children of families who lose their eligibility for state and/or federal child care subsidies.
<b>ELS Gap (Gap on Title 5 and CalWORKs)</b>	This funding provides an enhanced rate to fill the gap between state and/or federal funding and the cost of providing quality services at Tier 3 on the QRIS.
<b>ELS Moderate</b>	This funding is “reserved” or assigned to a specific center who serves low-moderate income children whose families desire ECE services, but who are not eligible for other state or federal subsidies and are not able to afford the full cost of care.
<b>ELS Reserved</b>	This funding is “reserved” or assigned to a specific program, and is designated to support Target Population families.
<b>ELS Voucher</b>	This funding provides a “portable” parent/guardian-based City-funded voucher to eligible, low-income children whose families need ECE services but for whom other state or federal subsidies are unavailable. ELS Vouchers can only be used in Early Learning Scholarship qualified sites.
<b>Head Start/Early Head Start</b>	This funding provides an enhanced rate to fill the gap between state and/or federal funding and the cost of providing high-quality Head Start/Early Head Start services.
<b>Preschool for All</b>	This funding helps to reduce preschool costs for four year olds and is open to all families, regardless of need or income, at preschools that partner with the Office of Early Care & Education These are standalone enrollments and therefore, not supplemented by other subsidies