

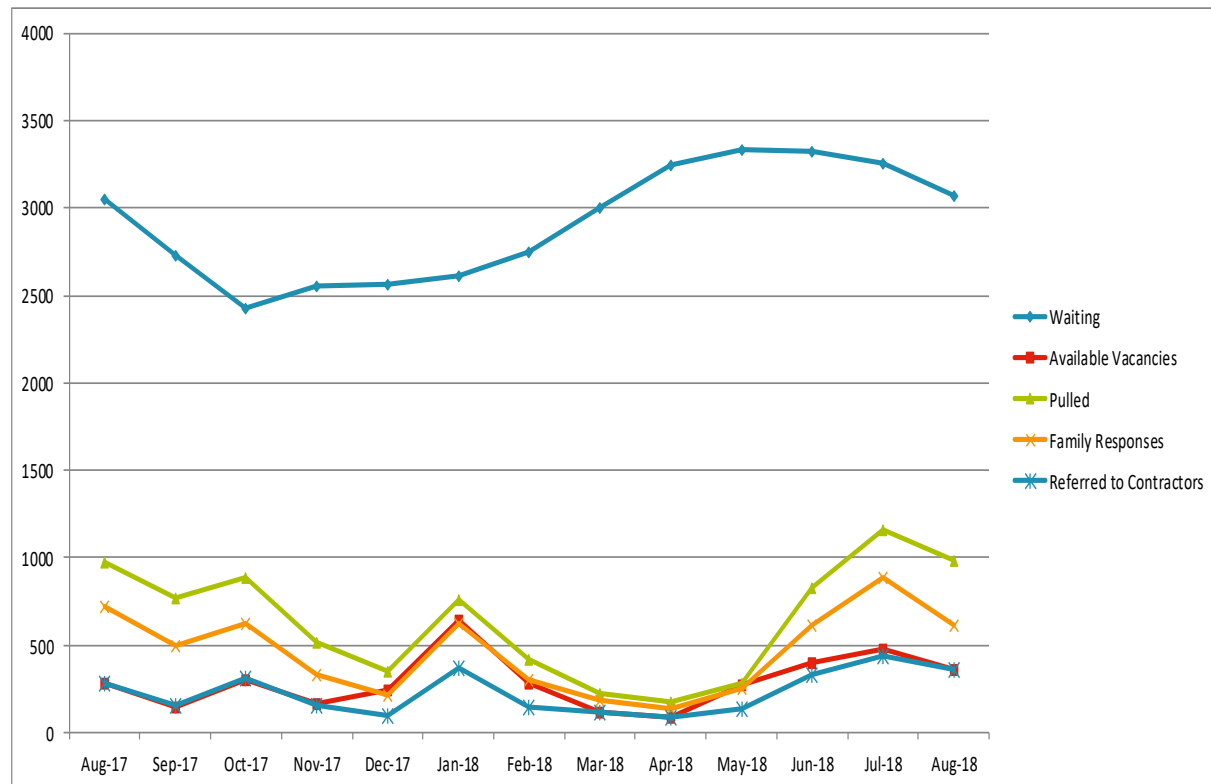


SAN FRANCISCO CHILD CARE CONNECTION (SF3C) MONTHLY REPORT – August 2018

Monthly Totals – July 2018 (Reporting period: 8/1/18 – 8/31/18)

Summary

	Child	Family
Waiting (as of 7/31)	3255	2879
Waiting (as of 8/31)	3075	2729
Available Vacancies	359	N/A
Pulled	981	677
Family Responses	767	N/A
Referred to Contractors	366	N/A



*Available vacancies are reported by contractors; this number may be somewhat overestimated if contractors have listed available vacancies more than once when self-selecting children from the SF3C database.

1. New Application

1.1

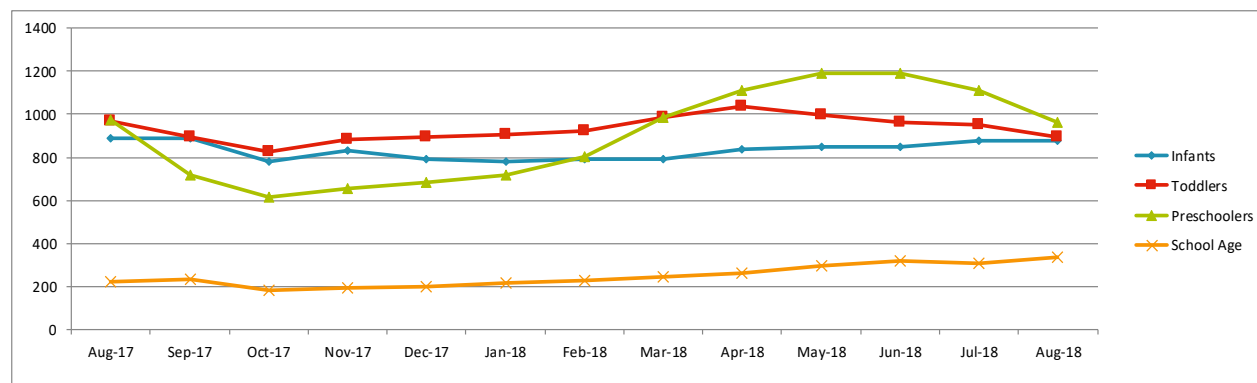
	Child	Family
Entered By:		
Children's Council	120	31%
Wu Yee Children's Services	56	14%
Title 5s	110	28%
Community Based-Organizations	17	4%
Family (Online Self-Application)	84	22%
Total	387	100%

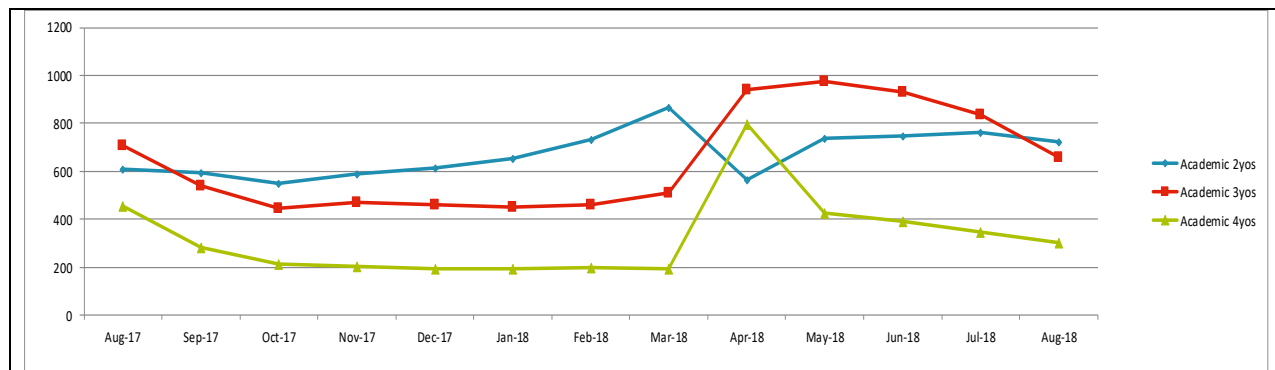
2. Waiting Detail

2.1 - Children by age

Age Category	# of children on list	
Infants (0-17.9 months)	878	29%
Toddlers (18-35.9 months)	896	29%
Preschoolers (3-4.99 years)	965	31%
School Age (5+ years)	336	11%
Total	3075	
<i>Academic 2 years old (12/2/15 - 12/1/16)</i>	722	23%*
<i>Academic 3 years old (12/2/14 - 12/1/15)</i>	661	21%*
<i>Academic 4 years old (9/2/13 - 12/1/14)</i>	303	10%*
subtotal	1686	55%*

* % relative to total 3255





2.2 - Children by income rank and age

Income rank range	Infants (0-17.9 months)	Toddlers (18-35.9) months	Preschoolers (3-4.99) years	School Age (5+) years	Total		Academic 2 year old	Academic 3 year old	Academic 4 year old	Total	
						%					%
1-10	160	93	100	39	392	13%	76	54	46	176	10%
11-20	117	99	87	34	337	11%	75	60	26	161	10%
21-30	181	164	146	84	575	19%	127	109	37	273	16%
31-40	172	167	201	62	602	20%	135	139	62	336	20%
41-50	87	148	132	45	412	13%	118	93	39	250	15%
51-60	59	94	85	31	269	9%	81	64	21	166	10%
61-70	53	54	84	18	209	7%	45	64	20	129	8%
71-85	28	48	74	14	164	5%	40	44	30	114	7%
86-110	15	25	51	9	100	3%	21	30	21	72	4%

* % was relative to total 1686 Academic 2, 3 & 4 year olds

2.3 - Children in other high-need categories (children may be in more than one category)

	# of children on list
Homeless or Seeking Permanent Housing	231
Residing in Homeless or DV Shelter	31
Child Protective Services (CPS)	7
At Risk Referrals*	3
Special Needs (Child with IFSP/IEP)	78

*A referral written by a licensed professional to perform health, medical or social services in CA stating the child is at risk of neglect, abuse or exploitation.

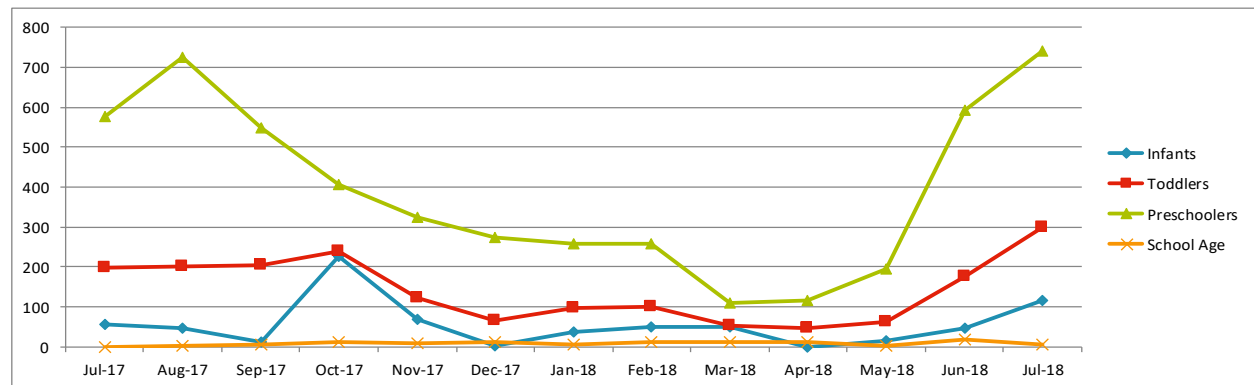
3. Pull Detail

3.1 - Available vacancies and number of children pulled

Agency and Subsidy Types	Available Vacancies	Children Pulled	Children Pulled Per Vacancy
Title 5s (CSPP, CCTR, Head Start)	299	633	2.1
AP (CAPP, CFCC)	20	30	0
ELS - Reserved	10	205	20.5
ELS - Voucher	30	113	0
Total	359	981	2.7

3.2 - Number of children pulled for vacancies

By age (on report date):			Academic Age:		
Infants (0-17.9 months)	103	11%	2 years old (12/2/15 - 12/1/16)	220	27%
Toddlers (18-35.9 months)	377	40%	3 years old (12/2/14 - 12/1/15)	440	54%
Preschoolers (3-4.99 years)	452	48%	4 years old (9/2/13 - 12/1/14)	157	19%
School Age (5+ years)	10	1%	Subtotal	817	100%
Total	942	100%		% of total	87%



3.3 - Responses

# of children pulled			
Family Unreachable		214	22%
Responses		767	78%
Referred to Contractor	366	48%	
Declined Vacancies	401	52%	
Total Pulls		981	100%

*%s are based on the # of children who responded

3.4 – Declined Reasons

Type of Subsidy	Already in care	Family moved out of SF	No match with available sites	Not age eligible	Over income	Too far/no transportation	Wants different center	Wants different hours	Wants FD care	Wants other specific site	Child is not ready for care	Updated record—parent declined (parent choice)	Inactivated - family unreachable	Total	% of total non-referred
ELS - Voucher (WV)	0	0	0	0	0	0	0	0	0	0	0	0	0	0	0%
ELS - Voucher (CC)	20	0	0	0	0	0	0	0	0	0	0	10	10	40	7%
ELS - Reserve	32	0	5	0	0	11	21	1	0	0	1	21	37	129	21%
Title 5	53	3	4	0	1	9	27	0	0	0	2	16	71	186	30%
Head Start	29	0	6	1	1	1	24	4	2	0	3	5	49	125	20%
FCCHEN	6	0	0	0	0	0	6	0	0	0	0	2	10	24	11%
Open Match	16	1	6	5	0	4	29	0	0	0	2	3	36	102	48%
Total	156	4	21	6	2	25	107	5	2	0	8	57	213	606	99%

Income Ranking Table 2017

Contractors will use the attached income ranking table when determining enrollment and disenrollment priority order.

Rank	Family Size											
	1-2	3	4	5	6	7	8	9	10	11	12	
1	\$ 58	\$ 62	\$ 70	\$ 81	\$ 92	\$ 94	\$ 96	\$ 98	\$ 100	\$ 102	\$ 105	
2	\$ 115	\$ 124	\$ 139	\$ 162	\$ 184	\$ 188	\$ 192	\$ 196	\$ 201	\$ 205	\$ 209	
3	\$ 173	\$ 186	\$ 209	\$ 242	\$ 276	\$ 282	\$ 288	\$ 295	\$ 301	\$ 307	\$ 314	
4	\$ 230	\$ 248	\$ 279	\$ 323	\$ 368	\$ 376	\$ 385	\$ 393	\$ 401	\$ 410	\$ 418	
5	\$ 288	\$ 310	\$ 348	\$ 404	\$ 460	\$ 470	\$ 481	\$ 491	\$ 502	\$ 512	\$ 523	
6	\$ 345	\$ 372	\$ 418	\$ 485	\$ 552	\$ 564	\$ 577	\$ 589	\$ 602	\$ 615	\$ 627	
7	\$ 403	\$ 434	\$ 488	\$ 566	\$ 644	\$ 658	\$ 673	\$ 688	\$ 702	\$ 717	\$ 732	
8	\$ 461	\$ 496	\$ 557	\$ 627	\$ 736	\$ 752	\$ 769	\$ 786	\$ 803	\$ 819	\$ 836	
9	\$ 518	\$ 558	\$ 627	\$ 727	\$ 828	\$ 847	\$ 865	\$ 884	\$ 903	\$ 922	\$ 941	
10	\$ 576	\$ 620	\$ 697	\$ 808	\$ 920	\$ 941	\$ 961	\$ 982	\$ 1,003	\$ 1,024	\$ 1,045	10%
11	\$ 633	\$ 682	\$ 766	\$ 889	\$ 1,012	\$ 1,035	\$ 1,058	\$ 1,081	\$ 1,104	\$ 1,127	\$ 1,150	
12	\$ 691	\$ 744	\$ 836	\$ 970	\$ 1,104	\$ 1,129	\$ 1,154	\$ 1,179	\$ 1,204	\$ 1,229	\$ 1,254	
13	\$ 748	\$ 806	\$ 906	\$ 1,051	\$ 1,196	\$ 1,223	\$ 1,250	\$ 1,277	\$ 1,304	\$ 1,331	\$ 1,359	
14	\$ 806	\$ 868	\$ 975	\$ 1,131	\$ 1,288	\$ 1,317	\$ 1,346	\$ 1,375	\$ 1,405	\$ 1,434	\$ 1,463	
15	\$ 864	\$ 930	\$ 1,045	\$ 1,212	\$ 1,379	\$ 1,411	\$ 1,442	\$ 1,474	\$ 1,505	\$ 1,536	\$ 1,568	
16	\$ 921	\$ 992	\$ 1,115	\$ 1,293	\$ 1,471	\$ 1,505	\$ 1,538	\$ 1,572	\$ 1,605	\$ 1,639	\$ 1,672	
17	\$ 979	\$ 1,054	\$ 1,184	\$ 1,374	\$ 1,563	\$ 1,599	\$ 1,634	\$ 1,670	\$ 1,706	\$ 1,741	\$ 1,777	
18	\$ 1,036	\$ 1,116	\$ 1,254	\$ 1,455	\$ 1,655	\$ 1,693	\$ 1,731	\$ 1,768	\$ 1,806	\$ 1,844	\$ 1,881	
19	\$ 1,094	\$ 1,178	\$ 1,324	\$ 1,536	\$ 1,747	\$ 1,787	\$ 1,827	\$ 1,867	\$ 1,906	\$ 1,946	\$ 1,986	
20	\$ 1,151	\$ 1,240	\$ 1,393	\$ 1,616	\$ 1,839	\$ 1,881	\$ 1,923	\$ 1,965	\$ 2,007	\$ 2,048	\$ 2,090	20%
21	\$ 1,209	\$ 1,302	\$ 1,463	\$ 1,697	\$ 1,931	\$ 1,975	\$ 2,019	\$ 2,063	\$ 2,107	\$ 2,151	\$ 2,195	
22	\$ 1,267	\$ 1,364	\$ 1,533	\$ 1,778	\$ 2,023	\$ 2,069	\$ 2,115	\$ 2,161	\$ 2,207	\$ 2,253	\$ 2,299	
23	\$ 1,324	\$ 1,426	\$ 1,602	\$ 1,859	\$ 2,115	\$ 2,163	\$ 2,211	\$ 2,259	\$ 2,308	\$ 2,356	\$ 2,404	
24	\$ 1,382	\$ 1,488	\$ 1,672	\$ 1,940	\$ 2,207	\$ 2,257	\$ 2,308	\$ 2,358	\$ 2,408	\$ 2,458	\$ 2,508	
25	\$ 1,439	\$ 1,550	\$ 1,742	\$ 2,020	\$ 2,299	\$ 2,351	\$ 2,404	\$ 2,456	\$ 2,508	\$ 2,560	\$ 2,613	
26	\$ 1,497	\$ 1,612	\$ 1,811	\$ 2,101	\$ 2,391	\$ 2,445	\$ 2,500	\$ 2,554	\$ 2,609	\$ 2,663	\$ 2,717	
27	\$ 1,554	\$ 1,674	\$ 1,881	\$ 2,182	\$ 2,483	\$ 2,540	\$ 2,596	\$ 2,652	\$ 2,709	\$ 2,765	\$ 2,822	
28	\$ 1,612	\$ 1,736	\$ 1,951	\$ 2,263	\$ 2,575	\$ 2,634	\$ 2,692	\$ 2,751	\$ 2,809	\$ 2,868	\$ 2,926	
29	\$ 1,670	\$ 1,798	\$ 2,020	\$ 2,344	\$ 2,667	\$ 2,728	\$ 2,788	\$ 2,849	\$ 2,909	\$ 2,970	\$ 3,031	
30	\$ 1,727	\$ 1,860	\$ 2,090	\$ 2,425	\$ 2,759	\$ 2,822	\$ 2,884	\$ 2,947	\$ 3,010	\$ 3,073	\$ 3,135	30%
31	\$ 1,785	\$ 1,922	\$ 2,160	\$ 2,505	\$ 2,851	\$ 2,916	\$ 2,981	\$ 3,045	\$ 3,110	\$ 3,175	\$ 3,240	
32	\$ 1,842	\$ 1,984	\$ 2,229	\$ 2,586	\$ 2,943	\$ 3,010	\$ 3,077	\$ 3,144	\$ 3,210	\$ 3,277	\$ 3,344	
33	\$ 1,900	\$ 2,046	\$ 2,299	\$ 2,667	\$ 3,035	\$ 3,104	\$ 3,173	\$ 3,242	\$ 3,311	\$ 3,380	\$ 3,449	
34	\$ 1,957	\$ 2,108	\$ 2,369	\$ 2,748	\$ 3,127	\$ 3,198	\$ 3,269	\$ 3,340	\$ 3,411	\$ 3,482	\$ 3,553	
35	\$ 2,015	\$ 2,170	\$ 2,439	\$ 2,829	\$ 3,219	\$ 3,292	\$ 3,365	\$ 3,438	\$ 3,511	\$ 3,585	\$ 3,658	
36	\$ 2,073	\$ 2,232	\$ 2,508	\$ 2,909	\$ 3,311	\$ 3,386	\$ 3,461	\$ 3,537	\$ 3,612	\$ 3,687	\$ 3,762	
37	\$ 2,130	\$ 2,294	\$ 2,578	\$ 2,990	\$ 3,403	\$ 3,480	\$ 3,557	\$ 3,635	\$ 3,712	\$ 3,789	\$ 3,867	
38	\$ 2,188	\$ 2,356	\$ 2,648	\$ 3,071	\$ 3,495	\$ 3,574	\$ 3,654	\$ 3,733	\$ 3,812	\$ 3,892	\$ 3,971	
39	\$ 2,245	\$ 2,418	\$ 2,717	\$ 3,152	\$ 3,587	\$ 3,668	\$ 3,750	\$ 3,831	\$ 3,913	\$ 3,994	\$ 4,076	
40	\$ 2,303	\$ 2,480	\$ 2,787	\$ 3,233	\$ 3,679	\$ 3,762	\$ 3,846	\$ 3,929	\$ 4,013	\$ 4,097	\$ 4,180	40% SMI
41	\$ 2,360	\$ 2,542	\$ 2,857	\$ 3,314	\$ 3,771	\$ 3,856	\$ 3,942	\$ 4,028	\$ 4,113	\$ 4,199	\$ 4,285	
42	\$ 2,418	\$ 2,604	\$ 2,926	\$ 3,394	\$ 3,863	\$ 3,950	\$ 4,038	\$ 4,126	\$ 4,214	\$ 4,302	\$ 4,389	
43	\$ 2,476	\$ 2,666	\$ 2,996	\$ 3,475	\$ 3,955	\$ 4,044	\$ 4,134	\$ 4,224	\$ 4,314	\$ 4,404	\$ 4,494	
44	\$ 2,533	\$ 2,728	\$ 3,066	\$ 3,556	\$ 4,047	\$ 4,138	\$ 4,230	\$ 4,322	\$ 4,414	\$ 4,506	\$ 4,598	

Rank	Family Size											
	1-2	3	4	5	6	7	8	9	10	11	12	
45	\$ 2,591	\$ 2,790	\$ 3,135	\$ 3,637	\$ 4,138	\$ 4,233	\$ 4,327	\$ 4,421	\$ 4,515	\$ 4,609	\$ 4,703	
46	\$ 2,648	\$ 2,852	\$ 3,205	\$ 3,718	\$ 4,230	\$ 4,327	\$ 4,423	\$ 4,519	\$ 4,615	\$ 4,711	\$ 4,807	
47	\$ 2,706	\$ 2,914	\$ 3,275	\$ 3,798	\$ 4,322	\$ 4,421	\$ 4,519	\$ 4,617	\$ 4,715	\$ 4,814	\$ 4,912	
48	\$ 2,763	\$ 2,976	\$ 3,344	\$ 3,879	\$ 4,414	\$ 4,515	\$ 4,615	\$ 4,715	\$ 4,816	\$ 4,916	\$ 5,016	
49	\$ 2,821	\$ 3,038	\$ 3,414	\$ 3,960	\$ 4,506	\$ 4,609	\$ 4,711	\$ 4,814	\$ 4,916	\$ 5,018	\$ 5,121	
50	\$ 2,879	\$ 3,100	\$ 3,484	\$ 4,041	\$ 4,598	\$ 4,703	\$ 4,807	\$ 4,912	\$ 5,016	\$ 5,121	\$ 5,225	
51	\$ 2,936	\$ 3,162	\$ 3,553	\$ 4,122	\$ 4,690	\$ 4,797	\$ 4,903	\$ 5,010	\$ 5,117	\$ 5,223	\$ 5,330	
52	\$ 2,994	\$ 3,224	\$ 3,623	\$ 4,203	\$ 4,782	\$ 4,891	\$ 5,000	\$ 5,108	\$ 5,217	\$ 5,326	\$ 5,434	
53	\$ 3,051	\$ 3,286	\$ 3,693	\$ 4,283	\$ 4,874	\$ 4,985	\$ 5,096	\$ 5,207	\$ 5,317	\$ 5,428	\$ 5,539	
54	\$ 3,109	\$ 3,348	\$ 3,762	\$ 4,364	\$ 4,966	\$ 5,079	\$ 5,192	\$ 5,305	\$ 5,418	\$ 5,531	\$ 5,643	
55	\$ 3,166	\$ 3,410	\$ 3,832	\$ 4,445	\$ 5,058	\$ 5,173	\$ 5,288	\$ 5,403	\$ 5,518	\$ 5,633	\$ 5,748	
56	\$ 3,224	\$ 3,472	\$ 3,902	\$ 4,526	\$ 5,150	\$ 5,267	\$ 5,384	\$ 5,501	\$ 5,618	\$ 5,735	\$ 5,852	
57	\$ 3,282	\$ 3,534	\$ 3,971	\$ 4,607	\$ 5,242	\$ 5,361	\$ 5,480	\$ 5,600	\$ 5,719	\$ 5,838	\$ 5,957	
58	\$ 3,339	\$ 3,596	\$ 4,041	\$ 4,688	\$ 5,334	\$ 5,455	\$ 5,577	\$ 5,698	\$ 5,819	\$ 5,940	\$ 6,061	
59	\$ 3,397	\$ 3,658	\$ 4,111	\$ 4,768	\$ 5,426	\$ 5,549	\$ 5,673	\$ 5,796	\$ 5,919	\$ 6,043	\$ 6,166	
60	\$ 3,454	\$ 3,720	\$ 4,180	\$ 4,849	\$ 5,518	\$ 5,643	\$ 5,769	\$ 5,894	\$ 6,020	\$ 6,145	\$ 6,270	
61	\$ 3,512	\$ 3,782	\$ 4,250	\$ 4,930	\$ 5,610	\$ 5,737	\$ 5,865	\$ 5,992	\$ 6,120	\$ 6,247	\$ 6,375	
62	\$ 3,569	\$ 3,844	\$ 4,320	\$ 5,011	\$ 5,702	\$ 5,832	\$ 5,961	\$ 6,091	\$ 6,220	\$ 6,350	\$ 6,479	
63	\$ 3,627	\$ 3,906	\$ 4,389	\$ 5,092	\$ 5,794	\$ 5,926	\$ 6,057	\$ 6,189	\$ 6,321	\$ 6,452	\$ 6,584	
64	\$ 3,685	\$ 3,968	\$ 4,459	\$ 5,172	\$ 5,886	\$ 6,020	\$ 6,153	\$ 6,287	\$ 6,421	\$ 6,555	\$ 6,688	
65	\$ 3,742	\$ 4,030	\$ 4,529	\$ 5,253	\$ 5,978	\$ 6,114	\$ 6,250	\$ 6,385	\$ 6,521	\$ 6,657	\$ 6,793	
66	\$ 3,800	\$ 4,092	\$ 4,598	\$ 5,334	\$ 6,070	\$ 6,208	\$ 6,346	\$ 6,484	\$ 6,622	\$ 6,760	\$ 6,897	
67	\$ 3,857	\$ 4,154	\$ 4,668	\$ 5,415	\$ 6,162	\$ 6,302	\$ 6,442	\$ 6,582	\$ 6,722	\$ 6,862	\$ 7,002	
68	\$ 3,915	\$ 4,216	\$ 4,738	\$ 5,496	\$ 6,254	\$ 6,396	\$ 6,538	\$ 6,680	\$ 6,822	\$ 6,964	\$ 7,107	
69	\$ 3,973	\$ 4,278	\$ 4,807	\$ 5,577	\$ 6,346	\$ 6,490	\$ 6,634	\$ 6,778	\$ 6,923	\$ 7,067	\$ 7,211	
70	\$ 4,030	\$ 4,340	\$ 4,877	\$ 5,657	\$ 6,438	\$ 6,584	\$ 6,730	\$ 6,877	\$ 7,023	\$ 7,169	\$ 7,316	
71	\$ 4,088	\$ 4,402	\$ 4,947	\$ 5,738	\$ 6,530	\$ 6,678	\$ 6,826	\$ 6,975	\$ 7,123	\$ 7,272	\$ 7,420	
72	\$ 4,145	\$ 4,464	\$ 5,016	\$ 5,819	\$ 6,622	\$ 6,772	\$ 6,923	\$ 7,073	\$ 7,224	\$ 7,374	\$ 7,525	
73	\$ 4,203	\$ 4,526	\$ 5,086	\$ 5,900	\$ 6,714	\$ 6,866	\$ 7,019	\$ 7,171	\$ 7,324	\$ 7,476	\$ 7,629	
74	\$ 4,260	\$ 4,588	\$ 5,156	\$ 5,981	\$ 6,806	\$ 6,960	\$ 7,115	\$ 7,270	\$ 7,424	\$ 7,579	\$ 7,734	
75	\$ 4,318	\$ 4,650	\$ 5,225	\$ 6,061	\$ 6,897	\$ 7,054	\$ 7,211	\$ 7,368	\$ 7,525	\$ 7,681	\$ 7,838	
76	\$ 4,376	\$ 4,712	\$ 5,295	\$ 6,142	\$ 6,989	\$ 7,148	\$ 7,307	\$ 7,466	\$ 7,625	\$ 7,784	\$ 7,943	
77	\$ 4,433	\$ 4,774	\$ 5,365	\$ 6,223	\$ 7,081	\$ 7,242	\$ 7,403	\$ 7,564	\$ 7,725	\$ 7,886	\$ 8,047	
78	\$ 4,491	\$ 4,836	\$ 5,434	\$ 6,304	\$ 7,173	\$ 7,336	\$ 7,499	\$ 7,662	\$ 7,826	\$ 7,989	\$ 8,152	
79	\$ 4,548	\$ 4,898	\$ 5,504	\$ 6,385	\$ 7,265	\$ 7,430	\$ 7,596	\$ 7,761	\$ 7,926	\$ 8,091	\$ 8,256	
80	\$ 4,606	\$ 4,960	\$ 5,574	\$ 6,466	\$ 7,357	\$ 7,525	\$ 7,692	\$ 7,859	\$ 8,026	\$ 8,193	\$ 8,361	
81	\$ 4,663	\$ 5,022	\$ 5,643	\$ 6,546	\$ 7,449	\$ 7,619	\$ 7,788	\$ 7,957	\$ 8,127	\$ 8,296	\$ 8,465	
82	\$ 4,721	\$ 5,084	\$ 5,713	\$ 6,627	\$ 7,541	\$ 7,713	\$ 7,884	\$ 8,055	\$ 8,227	\$ 8,398	\$ 8,570	
83	\$ 4,779	\$ 5,146	\$ 5,783	\$ 6,708	\$ 7,633	\$ 7,807	\$ 7,980	\$ 8,154	\$ 8,327	\$ 8,501	\$ 8,674	
84	\$ 4,836	\$ 5,208	\$ 5,852	\$ 6,789	\$ 7,725	\$ 7,901	\$ 8,076	\$ 8,252	\$ 8,427	\$ 8,603	\$ 8,779	
85	\$ 4,894	\$ 5,270	\$ 5,922	\$ 6,870	\$ 7,817	\$ 7,995	\$ 8,172	\$ 8,350	\$ 8,528	\$ 8,705	\$ 8,883	

50% SMI

60% SMI

70% SMI

85% SMI

Based on updated SMI from 2015 American Community Survey (2015 ACS)
Information provided by California Department of Finance, June 2017

California Department of Education
June 2017