

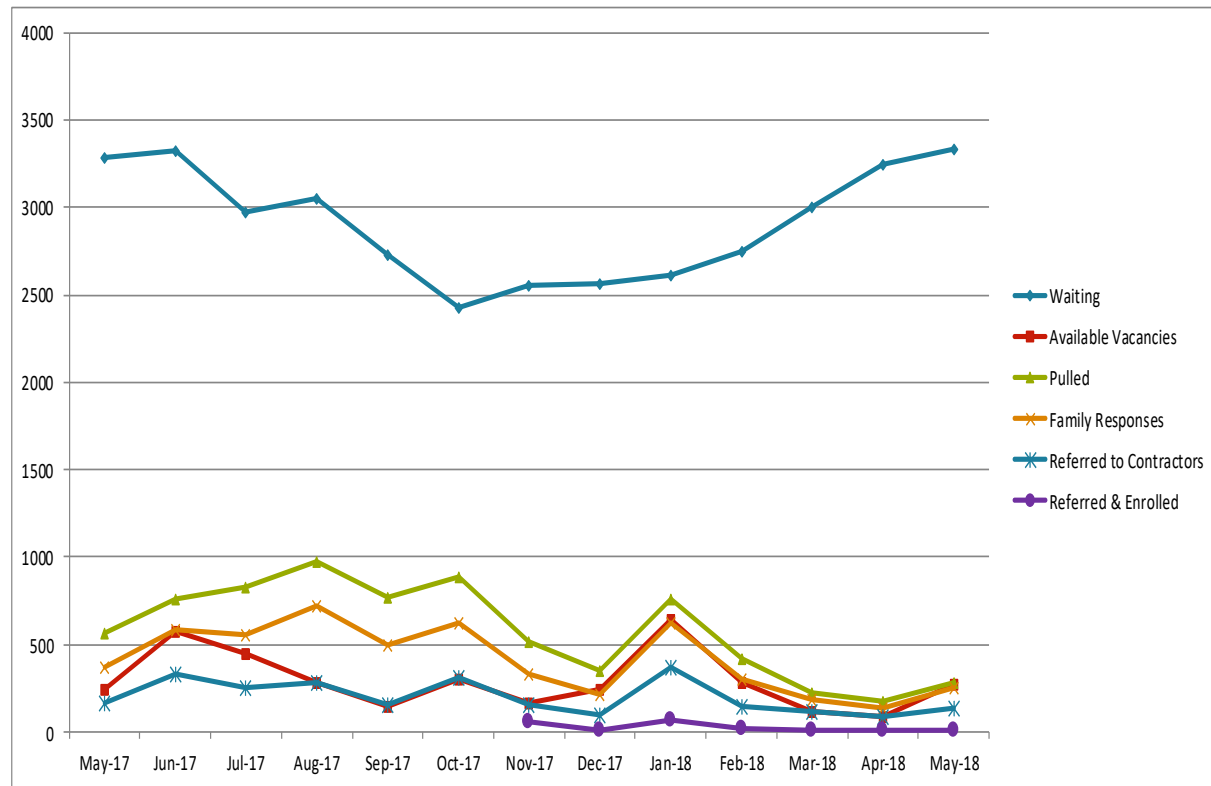


## SAN FRANCISCO CHILD CARE CONNECTION (SF3C) MONTHLY REPORT – May 2018

Monthly Totals – May 2018 (Reporting period: 5/1/18 – 5/31/18)

### Summary

	Child	Family
Waiting (as of 4/30)	3250	2889
Waiting (as of 5/31)	3334	2942
Available Vacancies	270	N/A
Pulled	284	166
Family Responses	251	N/A
Referred to Contractors	136	N/A
Referred in May & Enrolled	14	N/A
Enrolled in CC3/COCOA	15	N/A



\*Available vacancies are reported by contractors; this number may be somewhat overestimated if contractors have listed available vacancies more than once when self-selecting children from the SF3C database.  
 \*Referred in May and Enrolled figure reflects reported enrollments from May referrals.  
 \*Enrolled in CC3/COCOA includes previous months referrals that have enrollments reported in the current month.

## 1. New Application

### 1.1

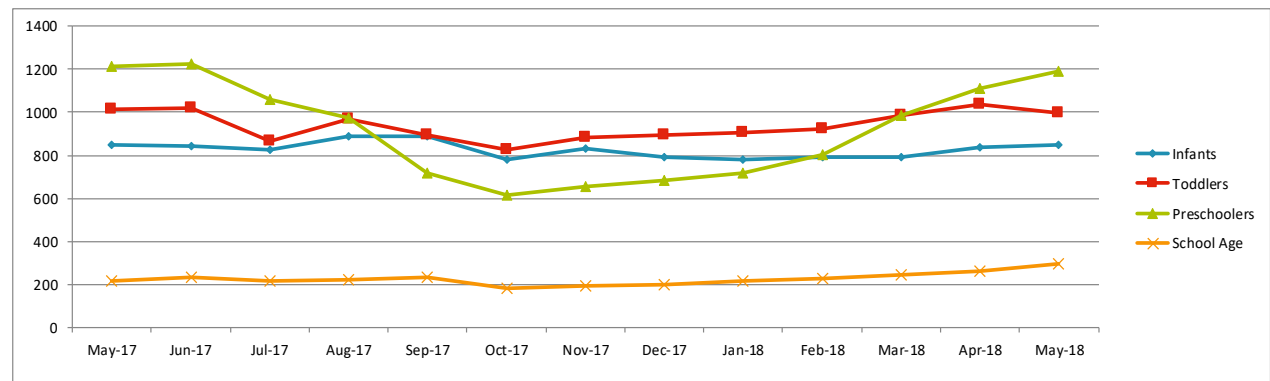
	Child	Family
<b>Entered By:</b>		
Children's Council	78	25%
Wu Yee Children's Services	53	17%
Title 5s	92	30%
Community Based-Organizations	23	7%
Family (Online Self-Application)	62	20%
<b>Total</b>	<b>308</b>	<b>100%</b>

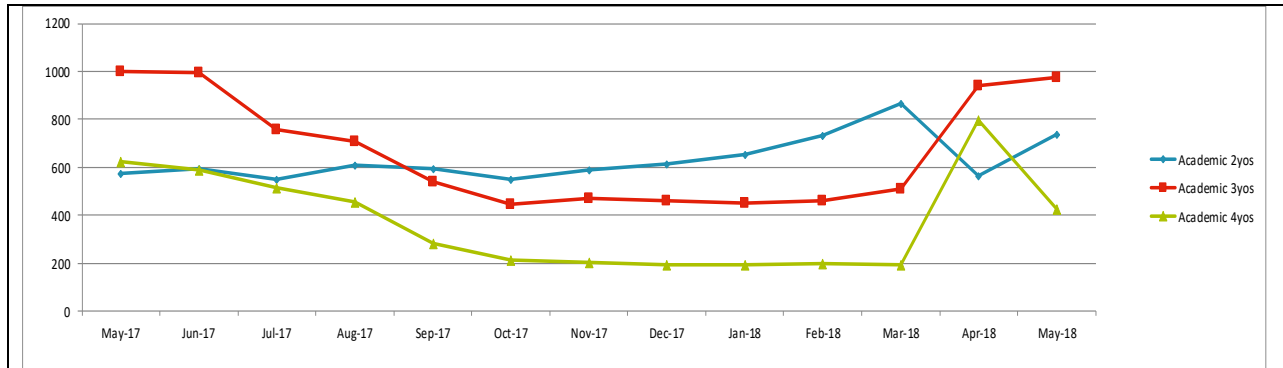
## 2. Waiting Detail

### 2.1 - Children by age

Age Category	# of children on list	
Infants (0-17.9 months)	849	25%
Toddlers (18-35.9 months)	999	30%
Preschoolers (3-4.99 years)	1192	36%
School Age ( 5+ years)	294	9%
<b>Total</b>	<b>3334</b>	
<i>Academic 2 years old (12/2/15 - 12/1/16)</i>	<b>740</b>	<b>22%*</b>
<i>Academic 3 years old (12/2/14 - 12/1/15)</i>	<b>974</b>	<b>29%*</b>
<i>Academic 4 years old (9/2/13 - 12/1/14)</i>	<b>426</b>	<b>13%*</b>
<b>subtotal</b>	<b>2140</b>	<b>64%*</b>

\* % relative to total 3250





## 2.2 - Children by income rank and age

Income rank range	Infants (0-17.9 months)	Toddlers (18-35.9) months	Preschoolers (3-4.99) years	School Age (5+) years	Total	Academic 2 year old	Academic 3 year old	Academic 4 year old	Total	%
1-10	128	117	123	40	408	86	94	53	233	11%
11-20	127	143	136	32	438	102	131	40	273	13%
21-30	189	216	228	85	718	161	198	72	431	20%
31-40	174	183	232	47	636	131	199	78	408	19%
41-50	90	134	166	42	432	103	138	54	295	14%
51-60	60	85	103	19	267	68	76	39	183	9%
61-70	45	52	77	13	187	37	58	31	126	6%
71-85	23	44	79	10	156	30	54	36	120	6%
86-110	8	18	40	5	71	17	18	21	56	3%

\* % was relative to total 2140 Academic 2, 3 & 4 year olds

## 2.3 - Children in other high-need categories (children may be in more than one category)

	# of children on list
Homeless or Seeking Permanent Housing	249
Residing in Homeless or DV Shelter	28
Child Protective Services (CPS)	9
At Risk Referrals*	0
Special Needs (Child with IFSP/IEP)	77

\*A referral written by a licensed professional to perform health, medical or social services in CA stating the child is at risk of neglect, abuse or exploitation.

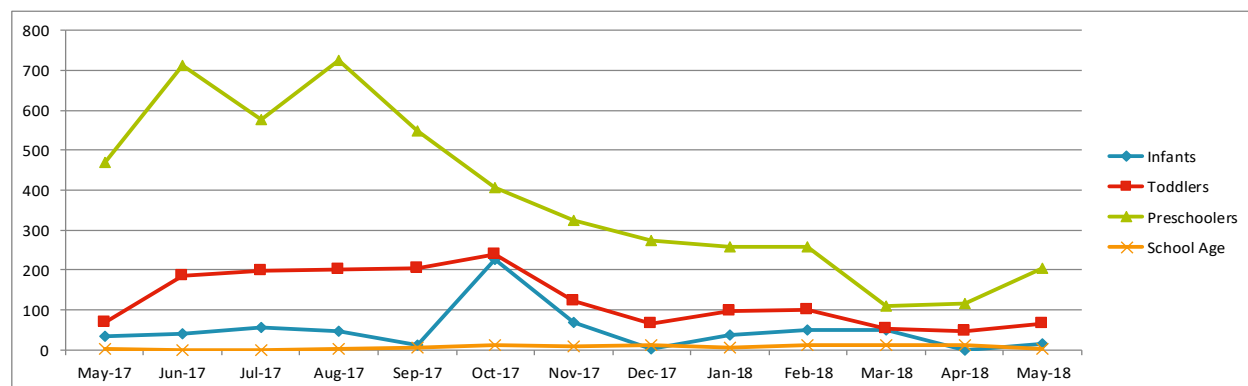
### 3. Pull Detail

#### 3.1 - Available vacancies and number of children pulled

Agency and Subsidy Types	Available Vacancies	Children Pulled	Children Pulled Per Vacancy
Title 5s (CSPP, CCTR, Head Start)	230	189	0.8
AP Voucher (CAPP, CFCC)	10	20	2.0
ELS - Reserved	30	75	2.5
ELS - Voucher	0	0	0.0
<b>Total</b>	<b>270</b>	<b>284</b>	<b>1.1</b>

#### 3.2 - Number of children pulled for vacancies

By age (on report date):			Academic Age:		
Infants (0-17.9 months)	14	5%	2 years old (12/2/15 - 12/1/16)	30	11%
Toddlers (18-35.9 months)	66	23%	3 years old (12/2/14 - 12/1/15)	85	32%
Preschoolers (3-4.99 years)	203	71%	4 years old (9/2/13 - 12/1/14)	149	56%
School Age (5+ years)	1	0%	Subtotal	264	100%
<b>Total</b>	<b>284</b>	<b>100%</b>		<b>% of total</b>	<b>93%</b>



#### 3.3 - Responses

# of children pulled			
Family Unreachable		33	12%
Responses		251	88%
Referred to Contractor	136	54%	
Declined Vacancies	115	46%	
<b>Total Pulls</b>		<b>284</b>	<b>100%</b>

\*%s are based on the # of children who responded

### 3.4 – Declined Reasons

Type of Subsidy	Already in care	Family moved out of SF	No match with available sites	Not age eligible	Over income	Too far/no transportation	Wants different center	Wants different hours	Wants FT care	Wants other specific site	Child is not ready for care	Updated record—parent declined (parent choice)	Inactivated - family unreachable	Total	% of total non-referred
ELS - Voucher (WY)	0	0	0	0	0	0	0	0	0	0	0	0	0	0	0%
ELS - Voucher (CC)	0	0	0	0	0	0	0	0	0	0	0	0	0	0	0%
ELS - Reserve	7	0	1	0	1	0	22	0	0	0	3	1	11	46	31%
Title 5	6	0	0	0	0	4	22	3	0	0	1	0	9	45	30%
FCCHEN	4	0	0	0	0	1	2	0	0	0	0	0	5	12	36%
Open Match	13	1	0	0	1	3	13	1	0	0	1	4	8	45	136%
<b>Total</b>	<b>30</b>	<b>1</b>	<b>1</b>	<b>0</b>	<b>2</b>	<b>8</b>	<b>59</b>	<b>4</b>	<b>0</b>	<b>0</b>	<b>5</b>	<b>5</b>	<b>33</b>	<b>148</b>	<b>100%</b>

### 3.5 – Monthly Pull Log

#### May 2018 Pull Detail

Date of Pull	Subsidy	Agency	# of vacancies	# of kids pulled	income rank range	# of responses	# of children referred
5/8/2018	CCTR	Chinatown Community Children's Center - Clay Site	2	7	1 - 30	7	4
5/16/2018	CCTR	Chinatown Community Children's Center - Clay Site	2	6	22 - 41	6	4
5/1/2018	CCTR	SF3C Open Match	5	6	1 - 61	6	3
5/31/2018	CFCC	Children's Council of San Francisco	10	20	1 - 12	15	8
5/7/2018	CSPP FullDay	FranDeJa Enrichment Center-Fairfax(Title 5)	8	15	1 - 34	12	4
5/9/2018	CSPP FullDay	FranDeJa Enrichment Center-Fairfax(Title 5)	3	15	1 - 46	13	5
5/30/2018	CSPP FullDay	FranDeJa Enrichment Center-Fairfax(Title 5)	4	10	1 - 38	10	6
5/10/2018	CSPP FullDay	Good Samaritan Family Resource Center(Title 5)	2	10	27 - 67	10	9
5/31/2018	CSPP FullDay	Holy Family Day Home(Title 5)	5	10	1 - 24	10	7
5/10/2018	CSPP FullDay	Mission Child Care Consortium(Title 5)	1	5	1 - 38	4	3
5/24/2018	CSPP FullDay	Mission Child Care Consortium(Title 5)	1	3	22 - 57	2	1
5/1/2018	CSPP FullDay	SF3C Open Match	28	24	1 - 84	20	8
5/7/2018	CSPP PartDay	City College-Mission Full-Day Preschool	4	7	32 - 67	5	3
5/23/2018	CSPP PartDay	City College-Ocean Campus	4	8	15 - 67	7	4
5/1/2018	ELS - Reserve	Children's Council of San Francisco	30	75	1 - 80	64	29
5/1/2018	Head Start	SF3C Open Match	161	63	1 - 51	60	38
		<b>Total</b>	<b>270</b>	<b>284</b>		<b>251</b>	<b>136</b>

\* The total number of responses in the *Monthly Pull Log by Date* is relative to the data in *Responses to slot offer, section 3*

## ELS Reserved Pull Detail Report

Data reported on this table is from 5/1/18 – 5/31/18.

Subsidy	Agency	Child Care Setting	# of vacancies	# of children referred	Enrolled
ELS - Reserved	Azucena Family Day Care	FCC	1	1	1
ELS - Reserved	Angela's Infant Care	Center	1	0	0
ELS - Reserved	Treasure Island Child Development Center	Center	1	3	1
ELS - Reserved	Chen, Selina	FCC	1	0	0
ELS - Reserved	CHILD'S TIME PRESCHOOL	Center	2	3	1
ELS - Reserved	Chibi Chan Preschool	Center	2	0	0
ELS - Reserved	DELIA'S LITTLE ANGELS	FCC	1	1	1
ELS - Reserved	Fellom, Julie	FCC	3	3	3
ELS - Reserved	FRANDELJA ENRICHMENT CTR INC	Center	2	8	2
ELS - Reserved	LA LENGUA BILINGUAL PRESCHOOL	Center	1	0	0
ELS - Reserved	Little Footprints Preschool	Center	4	2	0
ELS - Reserved	LITTLE LEAPS AND BOUNDS	FCC	2	2	0
ELS - Reserved	LITTLE SUNSHINE PRESCHOOL	FCC	2	4	2
ELS - Reserved	Ramirez, Elena	FCC	4	0	0
ELS - Reserved	Shmidt, Marina & Yakov	FCC	1	1	1
ELS - Reserved	Slippery Fish Initiative, Inc. - Slippery Fish Initiative, Inc.	Center	2	1	1
	<b>Total</b>		<b>30</b>	<b>29</b>	<b>13</b>
	<b>Total # of children pulled</b>				<b>75</b>
	<b>Total # of responses</b>				<b>64</b>

Appendix – detailed age breakdown for each zip code

Zip Code	Infants 0-17.9 months	Toddlers 18-35.9 months	Preschoolers 3-4.9 years	School Age 5+ years	Subtotal
91206	1	0	0	0	1
91364	0	0	0	0	1
94012	1	0	0	0	1
94014	9	18	21	6	54
94015	5	6	8	2	21
94025	1	0	0	0	1
94044	0	1	2	1	4
94061	0	0	1	0	1
94065	0	0	0	1	1
94066	3	2	2	2	9
94080	3	6	6	0	15
94101	0	0	1	0	1
94102	37	45	49	9	140
94103	31	44	57	16	148
94104	1	1	1	1	4
94105	5	4	2	1	12
94107	14	23	18	10	65
94108	24	19	20	0	63
94109	24	28	39	15	106
94110	65	78	119	26	288
94111	3	4	6	0	13
94112	158	212	225	41	636
94114	2	7	9	2	20
94115	14	15	25	10	64
94116	33	33	52	8	126
94117	11	14	18	1	44
94118	12	19	27	6	64
94121	14	25	33	11	83
94122	24	28	48	13	113
94123	0	3	5	0	8
94124	146	149	154	43	492
94127	7	3	7	1	18
94129	0	0	2	0	2
94130	7	2	10	2	21
94131	4	6	15	1	26
94132	18	18	19	11	66
94133	40	31	24	4	99
94134	102	118	136	32	388
94141	0	0	1	0	1
94158	5	9	10	1	25
94188	1	0	0	0	1
94501	1	0	0	0	1
94509	0	0	1	0	1
94510	0	0	1	0	1
94530	0	1	0	1	2
94531	1	1	0	1	3
94536	0	1	0	0	1
94540	0	0	0	1	1
94541	0	4	0	0	4
94545	1	1	0	0	2
94546	0	1	1	0	2
94551	1	0	0	0	1
94561	0	0	1	0	1
94564	0	0	1	0	1
94565	1	2	0	3	6
94577	1	0	0	0	1
94578	2	0	2	0	4
94579	0	1	1	0	2
94587	0	0	0	1	1
94589	0	0	1	0	1
94590	2	2	0	0	4
94591	0	2	1	1	4
94596	0	1	0	0	1
94601	0	1	0	0	1
94603	0	1	0	0	1
94605	1	1	1	0	3
94606	1	1	0	0	2
94607	1	0	0	0	1
94608	0	0	1	0	1
94609	0	0	1	0	1
94612	1	0	0	0	1
94618	0	0	1	0	1
94704	1	0	0	1	2
94801	2	1	0	2	5
94803	1	0	1	0	2
94804	0	1	0	0	1
94806	3	1	2	2	8
94945	0	0	0	3	3
95404	0	1	0	0	1
95624	0	1	0	0	1
95688	0	0	1	0	1
95812	0	1	0	1	2
95823	0	0	1	0	1
95831	1	0	0	0	1
95833	1	0	0	0	1
95835	0	1	0	0	1
95842	1	0	0	0	1
<b>Total</b>	<b>849</b>	<b>999</b>	<b>1192</b>	<b>294</b>	<b>3334</b>



Income Ranking Table 2017

Contractors will use the attached income ranking table when determining enrollment and disenrollment priority order.

Rank	Family Size											
	1 - 2	3	4	5	6	7	8	9	10	11	12	
1	\$ 58	\$ 62	\$ 70	\$ 81	\$ 92	\$ 94	\$ 96	\$ 98	\$ 100	\$ 102	\$ 105	
2	\$ 115	\$ 124	\$ 139	\$ 162	\$ 184	\$ 188	\$ 192	\$ 196	\$ 201	\$ 205	\$ 209	
3	\$ 173	\$ 186	\$ 209	\$ 242	\$ 276	\$ 282	\$ 288	\$ 295	\$ 301	\$ 307	\$ 314	
4	\$ 230	\$ 248	\$ 279	\$ 323	\$ 368	\$ 376	\$ 385	\$ 393	\$ 401	\$ 410	\$ 418	
5	\$ 288	\$ 310	\$ 348	\$ 404	\$ 460	\$ 470	\$ 481	\$ 491	\$ 502	\$ 512	\$ 523	
6	\$ 345	\$ 372	\$ 418	\$ 485	\$ 552	\$ 564	\$ 577	\$ 589	\$ 602	\$ 615	\$ 627	
7	\$ 403	\$ 434	\$ 488	\$ 566	\$ 644	\$ 658	\$ 673	\$ 688	\$ 702	\$ 717	\$ 732	
8	\$ 461	\$ 496	\$ 557	\$ 647	\$ 736	\$ 752	\$ 769	\$ 786	\$ 803	\$ 819	\$ 836	
9	\$ 518	\$ 558	\$ 627	\$ 727	\$ 828	\$ 847	\$ 865	\$ 884	\$ 903	\$ 922	\$ 941	
10	\$ 576	\$ 620	\$ 697	\$ 808	\$ 920	\$ 941	\$ 961	\$ 982	\$ 1,003	\$ 1,024	\$ 1,045	10%
11	\$ 633	\$ 682	\$ 766	\$ 889	\$ 1,012	\$ 1,035	\$ 1,058	\$ 1,081	\$ 1,104	\$ 1,127	\$ 1,150	
12	\$ 691	\$ 744	\$ 836	\$ 970	\$ 1,104	\$ 1,129	\$ 1,154	\$ 1,179	\$ 1,204	\$ 1,229	\$ 1,254	
13	\$ 748	\$ 806	\$ 906	\$ 1,051	\$ 1,196	\$ 1,223	\$ 1,250	\$ 1,277	\$ 1,304	\$ 1,331	\$ 1,359	
14	\$ 806	\$ 868	\$ 975	\$ 1,131	\$ 1,288	\$ 1,317	\$ 1,346	\$ 1,375	\$ 1,405	\$ 1,434	\$ 1,463	
15	\$ 864	\$ 930	\$ 1,045	\$ 1,212	\$ 1,379	\$ 1,411	\$ 1,442	\$ 1,474	\$ 1,505	\$ 1,536	\$ 1,568	
16	\$ 921	\$ 992	\$ 1,115	\$ 1,293	\$ 1,471	\$ 1,505	\$ 1,538	\$ 1,572	\$ 1,605	\$ 1,639	\$ 1,672	
17	\$ 979	\$ 1,054	\$ 1,184	\$ 1,374	\$ 1,563	\$ 1,599	\$ 1,634	\$ 1,670	\$ 1,706	\$ 1,741	\$ 1,777	
18	\$ 1,036	\$ 1,116	\$ 1,254	\$ 1,455	\$ 1,655	\$ 1,693	\$ 1,731	\$ 1,768	\$ 1,806	\$ 1,844	\$ 1,881	
19	\$ 1,094	\$ 1,178	\$ 1,324	\$ 1,536	\$ 1,747	\$ 1,787	\$ 1,827	\$ 1,867	\$ 1,906	\$ 1,946	\$ 1,986	
20	\$ 1,151	\$ 1,240	\$ 1,393	\$ 1,616	\$ 1,839	\$ 1,881	\$ 1,923	\$ 1,965	\$ 2,007	\$ 2,048	\$ 2,090	20%
21	\$ 1,209	\$ 1,302	\$ 1,463	\$ 1,697	\$ 1,931	\$ 1,975	\$ 2,019	\$ 2,063	\$ 2,107	\$ 2,151	\$ 2,195	
22	\$ 1,267	\$ 1,364	\$ 1,533	\$ 1,778	\$ 2,023	\$ 2,069	\$ 2,115	\$ 2,161	\$ 2,207	\$ 2,253	\$ 2,299	
23	\$ 1,324	\$ 1,426	\$ 1,602	\$ 1,859	\$ 2,115	\$ 2,163	\$ 2,211	\$ 2,259	\$ 2,308	\$ 2,356	\$ 2,404	
24	\$ 1,382	\$ 1,488	\$ 1,672	\$ 1,940	\$ 2,207	\$ 2,257	\$ 2,308	\$ 2,358	\$ 2,408	\$ 2,458	\$ 2,508	
25	\$ 1,439	\$ 1,550	\$ 1,742	\$ 2,020	\$ 2,299	\$ 2,351	\$ 2,404	\$ 2,456	\$ 2,508	\$ 2,560	\$ 2,613	
26	\$ 1,497	\$ 1,612	\$ 1,811	\$ 2,101	\$ 2,391	\$ 2,445	\$ 2,500	\$ 2,554	\$ 2,609	\$ 2,663	\$ 2,717	
27	\$ 1,554	\$ 1,674	\$ 1,881	\$ 2,182	\$ 2,483	\$ 2,540	\$ 2,596	\$ 2,652	\$ 2,709	\$ 2,765	\$ 2,822	
28	\$ 1,612	\$ 1,736	\$ 1,951	\$ 2,263	\$ 2,575	\$ 2,634	\$ 2,692	\$ 2,751	\$ 2,809	\$ 2,868	\$ 2,926	
29	\$ 1,670	\$ 1,798	\$ 2,020	\$ 2,344	\$ 2,667	\$ 2,728	\$ 2,788	\$ 2,849	\$ 2,909	\$ 2,970	\$ 3,031	
30	\$ 1,727	\$ 1,860	\$ 2,090	\$ 2,425	\$ 2,759	\$ 2,822	\$ 2,884	\$ 2,947	\$ 3,010	\$ 3,073	\$ 3,135	30%
31	\$ 1,785	\$ 1,922	\$ 2,160	\$ 2,505	\$ 2,851	\$ 2,916	\$ 2,981	\$ 3,045	\$ 3,110	\$ 3,175	\$ 3,240	
32	\$ 1,842	\$ 1,984	\$ 2,229	\$ 2,586	\$ 2,943	\$ 3,010	\$ 3,077	\$ 3,144	\$ 3,210	\$ 3,277	\$ 3,344	
33	\$ 1,900	\$ 2,046	\$ 2,299	\$ 2,667	\$ 3,035	\$ 3,104	\$ 3,173	\$ 3,242	\$ 3,311	\$ 3,380	\$ 3,449	
34	\$ 1,957	\$ 2,108	\$ 2,369	\$ 2,748	\$ 3,127	\$ 3,198	\$ 3,269	\$ 3,340	\$ 3,411	\$ 3,482	\$ 3,553	
35	\$ 2,015	\$ 2,170	\$ 2,439	\$ 2,829	\$ 3,219	\$ 3,292	\$ 3,365	\$ 3,438	\$ 3,511	\$ 3,585	\$ 3,658	
36	\$ 2,073	\$ 2,232	\$ 2,508	\$ 2,909	\$ 3,311	\$ 3,386	\$ 3,461	\$ 3,537	\$ 3,612	\$ 3,687	\$ 3,762	
37	\$ 2,130	\$ 2,294	\$ 2,578	\$ 2,990	\$ 3,403	\$ 3,480	\$ 3,557	\$ 3,635	\$ 3,712	\$ 3,789	\$ 3,867	
38	\$ 2,188	\$ 2,356	\$ 2,648	\$ 3,071	\$ 3,495	\$ 3,574	\$ 3,654	\$ 3,733	\$ 3,812	\$ 3,892	\$ 3,971	
39	\$ 2,245	\$ 2,418	\$ 2,717	\$ 3,152	\$ 3,587	\$ 3,668	\$ 3,750	\$ 3,831	\$ 3,913	\$ 3,994	\$ 4,076	
40	\$ 2,303	\$ 2,480	\$ 2,787	\$ 3,233	\$ 3,679	\$ 3,762	\$ 3,846	\$ 3,929	\$ 4,013	\$ 4,097	\$ 4,180	40% SMI
41	\$ 2,360	\$ 2,542	\$ 2,857	\$ 3,314	\$ 3,771	\$ 3,856	\$ 3,942	\$ 4,028	\$ 4,113	\$ 4,199	\$ 4,285	
42	\$ 2,418	\$ 2,604	\$ 2,926	\$ 3,394	\$ 3,863	\$ 3,950	\$ 4,038	\$ 4,126	\$ 4,214	\$ 4,302	\$ 4,389	
43	\$ 2,476	\$ 2,666	\$ 2,996	\$ 3,475	\$ 3,955	\$ 4,044	\$ 4,134	\$ 4,224	\$ 4,314	\$ 4,404	\$ 4,494	
44	\$ 2,533	\$ 2,728	\$ 3,066	\$ 3,556	\$ 4,047	\$ 4,138	\$ 4,230	\$ 4,322	\$ 4,414	\$ 4,506	\$ 4,598	

Rank	Family Size											
	1 - 2	3	4	5	6	7	8	9	10	11	12	
45	\$ 2,591	\$ 2,790	\$ 3,135	\$ 3,637	\$ 4,138	\$ 4,233	\$ 4,327	\$ 4,421	\$ 4,515	\$ 4,609	\$ 4,703	
46	\$ 2,648	\$ 2,852	\$ 3,205	\$ 3,718	\$ 4,230	\$ 4,327	\$ 4,423	\$ 4,519	\$ 4,615	\$ 4,711	\$ 4,807	
47	\$ 2,706	\$ 2,914	\$ 3,275	\$ 3,798	\$ 4,322	\$ 4,421	\$ 4,519	\$ 4,617	\$ 4,715	\$ 4,814	\$ 4,912	
48	\$ 2,763	\$ 2,976	\$ 3,344	\$ 3,879	\$ 4,414	\$ 4,515	\$ 4,615	\$ 4,715	\$ 4,816	\$ 4,916	\$ 5,016	
49	\$ 2,821	\$ 3,038	\$ 3,414	\$ 3,960	\$ 4,506	\$ 4,609	\$ 4,711	\$ 4,814	\$ 4,916	\$ 5,018	\$ 5,121	
50	\$ 2,879	\$ 3,100	\$ 3,484	\$ 4,041	\$ 4,598	\$ 4,703	\$ 4,807	\$ 4,912	\$ 5,016	\$ 5,121	\$ 5,225	
51	\$ 2,936	\$ 3,162	\$ 3,553	\$ 4,122	\$ 4,690	\$ 4,797	\$ 4,903	\$ 5,010	\$ 5,117	\$ 5,223	\$ 5,330	
52	\$ 2,994	\$ 3,224	\$ 3,623	\$ 4,203	\$ 4,782	\$ 4,891	\$ 5,000	\$ 5,108	\$ 5,217	\$ 5,326	\$ 5,434	
53	\$ 3,051	\$ 3,286	\$ 3,693	\$ 4,283	\$ 4,874	\$ 4,985	\$ 5,096	\$ 5,207	\$ 5,317	\$ 5,428	\$ 5,539	
54	\$ 3,109	\$ 3,348	\$ 3,762	\$ 4,364	\$ 4,966	\$ 5,079	\$ 5,192	\$ 5,305	\$ 5,418	\$ 5,531	\$ 5,643	
55	\$ 3,166	\$ 3,410	\$ 3,832	\$ 4,445	\$ 5,058	\$ 5,173	\$ 5,288	\$ 5,403	\$ 5,518	\$ 5,633	\$ 5,748	
56	\$ 3,224	\$ 3,472	\$ 3,902	\$ 4,526	\$ 5,150	\$ 5,267	\$ 5,384	\$ 5,501	\$ 5,618	\$ 5,735	\$ 5,852	
57	\$ 3,282	\$ 3,534	\$ 3,971	\$ 4,607	\$ 5,242	\$ 5,361	\$ 5,480	\$ 5,600	\$ 5,719	\$ 5,838	\$ 5,957	
58	\$ 3,339	\$ 3,596	\$ 4,041	\$ 4,688	\$ 5,334	\$ 5,455	\$ 5,577	\$ 5,698	\$ 5,819	\$ 5,940	\$ 6,061	
59	\$ 3,397	\$ 3,658	\$ 4,111	\$ 4,768	\$ 5,426	\$ 5,549	\$ 5,673	\$ 5,796	\$ 5,919	\$ 6,043	\$ 6,166	
60	\$ 3,454	\$ 3,720	\$ 4,180	\$ 4,849	\$ 5,518	\$ 5,643	\$ 5,769	\$ 5,894	\$ 6,020	\$ 6,145	\$ 6,270	
61	\$ 3,512	\$ 3,782	\$ 4,250	\$ 4,930	\$ 5,610	\$ 5,737	\$ 5,865	\$ 5,992	\$ 6,120	\$ 6,247	\$ 6,375	
62	\$ 3,569	\$ 3,844	\$ 4,320	\$ 5,011	\$ 5,702	\$ 5,832	\$ 5,961	\$ 6,091	\$ 6,220	\$ 6,350	\$ 6,479	
63	\$ 3,627	\$ 3,906	\$ 4,389	\$ 5,092	\$ 5,794	\$ 5,926	\$ 6,057	\$ 6,189	\$ 6,321	\$ 6,452	\$ 6,584	
64	\$ 3,685	\$ 3,968	\$ 4,459	\$ 5,172	\$ 5,886	\$ 6,020	\$ 6,153	\$ 6,287	\$ 6,421	\$ 6,555	\$ 6,688	
65	\$ 3,742	\$ 4,030	\$ 4,529	\$ 5,253	\$ 5,978	\$ 6,114	\$ 6,250	\$ 6,385	\$ 6,521	\$ 6,657	\$ 6,793	
66	\$ 3,800	\$ 4,092	\$ 4,598	\$ 5,334	\$ 6,070	\$ 6,208	\$ 6,346	\$ 6,484	\$ 6,622	\$ 6,760	\$ 6,897	
67	\$ 3,857	\$ 4,154	\$ 4,668	\$ 5,415	\$ 6,162	\$ 6,302	\$ 6,442	\$ 6,582	\$ 6,722	\$ 6,862	\$ 7,002	
68	\$ 3,915	\$ 4,216	\$ 4,738	\$ 5,496	\$ 6,254	\$ 6,396	\$ 6,538	\$ 6,680	\$ 6,822	\$ 6,964	\$ 7,107	
69	\$ 3,973	\$ 4,278	\$ 4,807	\$ 5,577	\$ 6,346	\$ 6,490	\$ 6,634	\$ 6,778	\$ 6,923	\$ 7,067	\$ 7,211	
70	\$ 4,030	\$ 4,340	\$ 4,877	\$ 5,657	\$ 6,438	\$ 6,584	\$ 6,730	\$ 6,877	\$ 7,023	\$ 7,169	\$ 7,316	
71	\$ 4,088	\$ 4,402	\$ 4,947	\$ 5,738	\$ 6,530	\$ 6,678	\$ 6,826	\$ 6,975	\$ 7,123	\$ 7,272	\$ 7,420	
72	\$ 4,145	\$ 4,464	\$ 5,016	\$ 5,819	\$ 6,622	\$ 6,772	\$ 6,923	\$ 7,073	\$ 7,224	\$ 7,374	\$ 7,525	
73	\$ 4,203	\$ 4,526	\$ 5,086	\$ 5,900	\$ 6,714	\$ 6,866	\$ 7,019	\$ 7,171	\$ 7,324	\$ 7,476	\$ 7,629	
74	\$ 4,260	\$ 4,588	\$ 5,156	\$ 5,981	\$ 6,806	\$ 6,960	\$ 7,115	\$ 7,270	\$ 7,424	\$ 7,579	\$ 7,734	
75	\$ 4,318	\$ 4,650	\$ 5,225	\$ 6,061	\$ 6,897	\$ 7,054	\$ 7,211	\$ 7,368	\$ 7,525	\$ 7,681	\$ 7,838	
76	\$ 4,376	\$ 4,712	\$ 5,295	\$ 6,142	\$ 6,989	\$ 7,148	\$ 7,307	\$ 7,466	\$ 7,625	\$ 7,784	\$ 7,943	
77	\$ 4,433	\$ 4,774	\$ 5,365	\$ 6,223	\$ 7,081	\$ 7,242	\$ 7,403	\$ 7,564	\$ 7,725	\$ 7,886	\$ 8,047	
78	\$ 4,491	\$ 4,836	\$ 5,434	\$ 6,304	\$ 7,173	\$ 7,336	\$ 7,499	\$ 7,662	\$ 7,826	\$ 7,989	\$ 8,152	
79	\$ 4,548	\$ 4,898	\$ 5,504	\$ 6,385	\$ 7,265	\$ 7,430	\$ 7,596	\$ 7,761	\$ 7,926	\$ 8,091	\$ 8,256	
80	\$ 4,606	\$ 4,960	\$ 5,574	\$ 6,466	\$ 7,357	\$ 7,525	\$ 7,692	\$ 7,859	\$ 8,026	\$ 8,193	\$ 8,361	
81	\$ 4,663	\$ 5,022	\$ 5,643	\$ 6,546	\$ 7,449	\$ 7,619	\$ 7,788	\$ 7,957	\$ 8,127	\$ 8,296	\$ 8,465	
82	\$ 4,721	\$ 5,084	\$ 5,713	\$ 6,627	\$ 7,541	\$ 7,713	\$ 7,884	\$ 8,055	\$ 8,227	\$ 8,398	\$ 8,570	
83	\$ 4,779	\$ 5,146	\$ 5,783	\$ 6,708	\$ 7,633	\$ 7,807	\$ 7,980	\$ 8,154	\$ 8,327	\$ 8,501	\$ 8,674	
84	\$ 4,836	\$ 5,208	\$ 5,852	\$ 6,789	\$ 7,725	\$ 7,901	\$ 8,076	\$ 8,252	\$ 8,427	\$ 8,603	\$ 8,779	
85	\$ 4,894	\$ 5,270	\$ 5,922	\$ 6,870	\$ 7,817	\$ 7,995	\$ 8,172	\$ 8,350	\$ 8,528	\$ 8,705	\$ 8,883	

50% SMI

60% SMI

70% SMI

85% SMI

Based on updated SMI from 2015 American Community Survey (2015 ACS)  
Information provided by California Department of Finance, June 2017

California Department of Education  
June 2017