

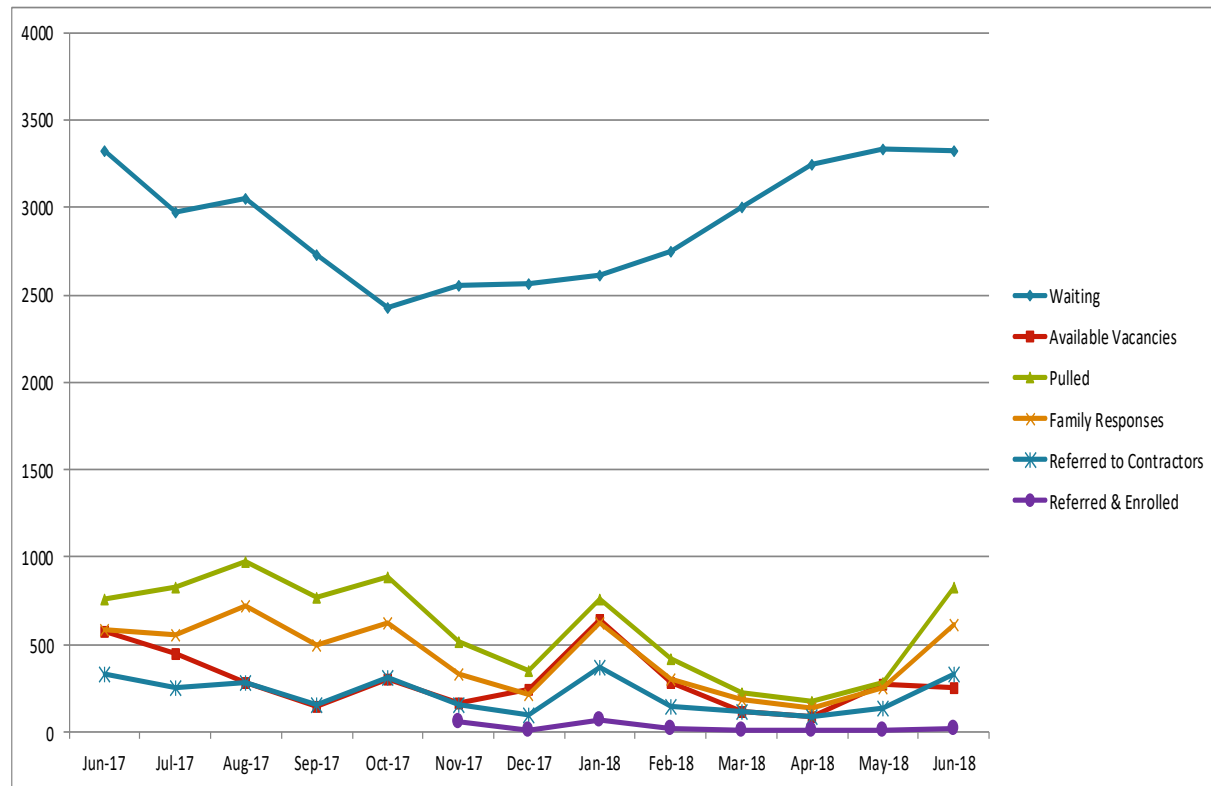


SAN FRANCISCO CHILD CARE CONNECTION (SF3C) MONTHLY REPORT – June 2018

Monthly Totals – May 2018 (Reporting period: 6/1/18 – 6/30/18)

Summary

	Child	Family
Waiting (as of 5/31)	3334	2942
Waiting (as of 6/30)	3319	2916
Available Vacancies	396	N/A
Pulled	833	698
Family Responses	618	N/A
Referred to Contractors	329	N/A
Referred in June & Enrolled	21	N/A
Enrolled in CC3/COCOA	25	N/A



*Available vacancies are reported by contractors; this number may be somewhat overestimated if contractors have listed available vacancies more than once when self-selecting children from the SF3C database.
 *Referred in June and Enrolled figure reflects reported enrollments from June referrals.
 *Enrolled in CC3/COCOA includes previous months referrals that have enrollments reported in the current month.

1. New Application

1.1

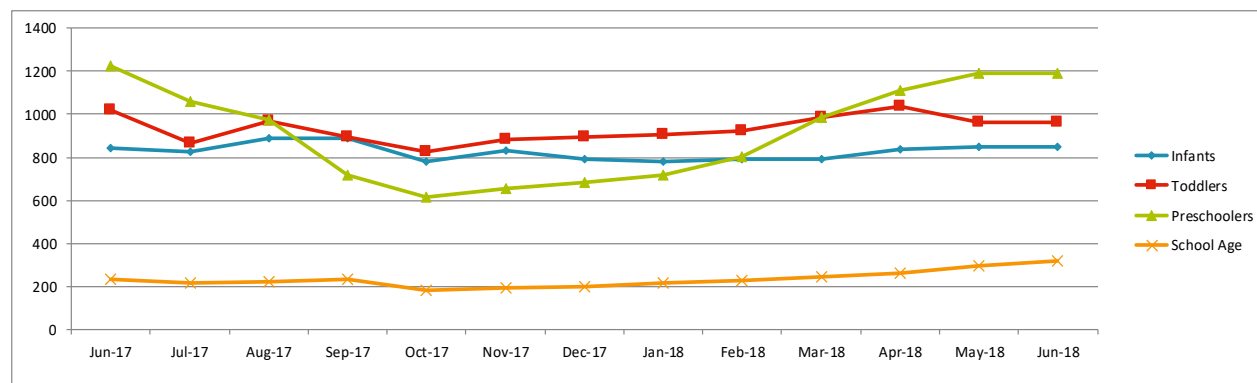
	Child	Family
Entered By:		
Children's Council	90	35%
Wu Yee Children's Services	40	16%
Title 5s	67	26%
Community Based-Organizations	9	4%
Family (Online Self-Application)	49	19%
Total	255	100%

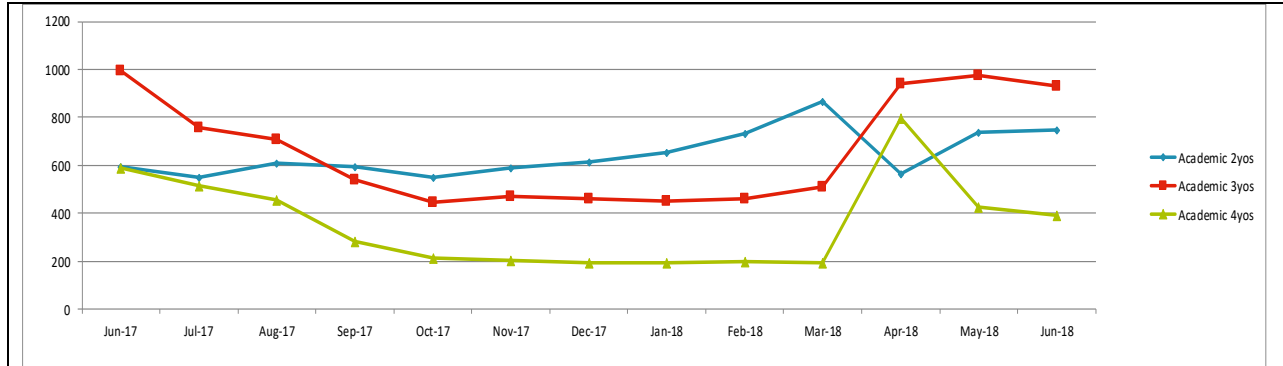
2. Waiting Detail

2.1 - Children by age

Age Category	# of children on list	
Infants (0-17.9 months)	848	26%
Toddlers (18-35.9 months)	963	29%
Preschoolers (3-4.99 years)	1191	36%
School Age (5+ years)	317	10%
Total	3319	
<i>Academic 2 years old (12/2/15 - 12/1/16)</i>	746	22%*
<i>Academic 3 years old (12/2/14 - 12/1/15)</i>	931	28%*
<i>Academic 4 years old (9/2/13 - 12/1/14)</i>	393	12%*
subtotal	2070	62%*

* % relative to total 3319





2.2 - Children by income rank and age

Income rank range	Infants (0-17.9 months)	Toddlers (18-35.9) months	Preschoolers (3-4.99) years	School Age (5+) years	Total			Academic 2 year old	Academic 3 year old	Academic 4 year old	Total	
							%					%
1-10	133	102	100	38	373	11%	83	74	40	197	10%	
11-20	125	133	132	31	421	13%	97	115	41	253	12%	
21-30	190	195	246	82	713	22%	159	197	68	424	21%	
31-40	184	184	251	57	676	20%	136	203	81	420	20%	
41-50	86	132	162	49	429	13%	101	130	50	281	14%	
51-60	57	95	118	25	295	9%	77	87	37	201	10%	
61-70	46	57	71	18	192	6%	44	52	29	125	6%	
71-85	20	45	73	11	149	4%	33	51	30	114	6%	
86-110	6	19	37	6	68	2%	15	21	17	53	3%	

* % was relative to total 2070 Academic 2, 3 & 4 year olds

2.3 - Children in other high-need categories (children may be in more than one category)

	# of children on list
Homeless or Seeking Permanent Housing	217
Residing in Homeless or DV Shelter	29
Child Protective Services (CPS)	5
At Risk Referrals*	0
Special Needs (Child with IFSP/IEP)	78

*A referral written by a licensed professional to perform health, medical or social services in CA stating the child is at risk of neglect, abuse or exploitation.

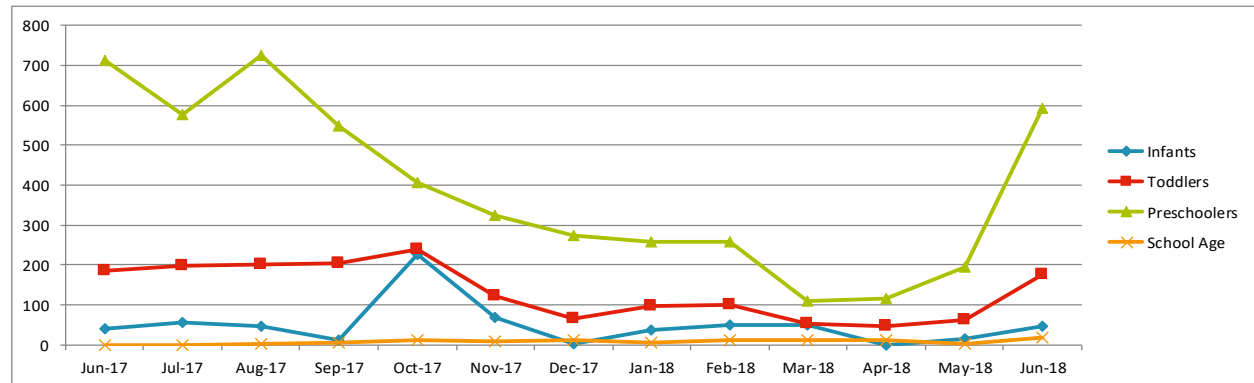
3. Pull Detail

3.1 - Available vacancies and number of children pulled

Agency and Subsidy Types	Available Vacancies	Children Pulled	Children Pulled Per Vacancy
Title 5s (CSPP, CCTR, Head Start)	342	502	1.5
AP Voucher (CAPP, CFCC)	13	50	3.8
ELS - Reserved	41	281	6.9
ELS - Voucher	0	0	0.0
Total	396	833	2.1

3.2 - Number of children pulled for vacancies

By age (on report date):			Academic Age:		
Infants (0-17.9 months)	45	5%	2 years old (12/2/15 - 12/1/16)	84	11%
Toddlers (18-35.9 months)	177	21%	3 years old (12/2/14 - 12/1/15)	334	44%
Preschoolers (3-4.99 years)	592	71%	4 years old (9/2/13 - 12/1/14)	334	44%
School Age (5+ years)	19	2%	Subtotal	752	100%
Total	833	100%		% of total	90%



3.3 - Responses

# of children pulled			
Family Unreachable		215	26%
Responses		618	74%
Referred to Contractor	329	53%	
Declined Vacancies	289	47%	
Total Pulls		833	100%

*%s are based on the # of children who responded

3.4 – Declined Reasons

Type of Subsidy	Already in care	Family moved out of SF	No match with available sites	Not age eligible	Over income	Too far/no transportation	Wants different center	Wants different hours	Wants FT care	Wants other specific site	Child is not ready for care	Updated record—parent declined (parent choice)	Inactivated - family unreachable	Total	% of total non-referred
ELS - Voucher (WY)	0	0	0	0	0	0	0	0	0	0	0	0	0	0	0%
ELS - Voucher (CC)	0	0	0	0	0	0	0	0	0	0	0	0	0	0	0%
ELS - Reserve	23	2	1	3	3	13	28	1	0	0	2	19	74	169	34%
Title 5	23	1	0	3	0	11	28	3	0	0	0	8	38	115	23%
FCCHEN	3	0	0	0	0	0	6	0	0	0	1	13	6	29	13%
Open Match	28	0	0	0	4	8	38	0	1	0	0	15	97	191	89%
Total	77	3	1	6	7	32	100	4	1	0	3	55	215	504	100%

3.5 – Monthly Pull Log

June 2018 Pull Detail

Date of Pull	Subsidy	Agency	# of vacancies	# of kids pulled	income rank range	# of responses	# of children referred
6/21/2018	CCTR	Friends of St. Francis(Title 5)	2	10	25 - 62	6	5
6/28/2018	CCTR	Glide Family Youth & Childcare (FYCC)(Title 5)	1	1	37	1	0
6/4/2018	FCCHEM	Children's Council of San Francisco	13	50	14 - 43	44	21
6/29/2018	CSPP FullDay	City College-Mission Full-Day Preschool	3	5	21 - 37	1	0
6/12/2018	CSPP FullDay	Cross Cultural Turk St Center(Title 5)	16	15	1 - 35	11	4
6/27/2018	CSPP FullDay	Cross Cultural Turk St Center(Title 5)	12	15	1 - 37	9	5
6/18/2018	CSPP FullDay	Cross Cultural-Marcus Garvey(Title 5)	5	4	19 - 35	3	2
6/14/2018	CSPP FullDay	Friends of St. Francis(Title 5)	2	10	1 - 47	10	2
6/15/2018	CSPP FullDay	Friends of St. Francis(Title 5)	2	10	1 - 59	10	4
6/21/2018	CSPP FullDay	Friends of St. Francis(Title 5)	2	10	1 - 17	9	3
6/1/2018	CSPP FullDay	Mission Child Care Consortium(Title 5)	1	5	16 - 26	4	2
6/15/2018	CSPP FullDay	Mission Child Care Consortium(Title 5)	10	55	1 - 37	45	23
6/13/2018	CSPP FullDay	SFUSD-Junipero Serra Annex (3-5 yr, afterschool, 9	45	46	1 - 82	40	35
6/25/2018	CSPP FullDay	SFUSD-Zaida Rodriguez (3-5 yr, 94110)(Title 5)	15	8	21 - 57	8	3
6/29/2018	CSPP PartDay	City College-Mission Full-Day Preschool	6	11	29 - 60	11	8
6/7/2018	CSPP PartDay	City College-Ocean Campus	5	8	13 - 49	9	7
6/19/2018	CSPP PartDay	SFUSD-Starr King (3-5 yr, 94107)(Title 5)	14	7	1 - 64	5	2
6/1/2018	ELS - Reserve	Children's Council of San Francisco	41	281	10 - 75	207	78
6/1/2018	Open Match	Children's Council of San Francisco	201	282	1 - 85	185	125
		Total	396	833		618	329

* The total number of responses in the *Monthly Pull Log by Date* is relative to the data in *Responses to slot offer, section 3*

2018 Open Match Pull Detail

Date of Pull	Subsidy	Agency	# of vacancies reported	# of kids pulled	# of responses	# of children referred
May 2018	CCTR, CSPP, Head Start	Open Match	194	93	86	50
June 2018	CCTR, CSPP, Head Start	Open Match	201	282	185	125
		Total	395	375	271	175

ELS Reserved Pull Detail Report

Data reported on this table is from 6/1/18 – 6/30/18.

Subsidy	Agency	Child Care Setting	# of vacancies	# of children referred	Enrolled
ELS - Reserved	Angela's Infant Care	Center	1	7	0
ELS - Reserved	Chen, Selina	FCC	1	1	0
ELS - Reserved	CHILD'S TIME PRESCHOOL	Center	1	7	0
ELS - Reserved	Community Preschool Grace Cathedral The	Center	3	3	3
ELS - Reserved	Compass - Helen Hawk (Clara House)(On Hold)	Center	4	13	0
ELS - Reserved	Chibi Chan Preschool	Center	2	1	0
ELS - Reserved	DELIA'S LITTLE ANGELS	FCC	3	4	0
ELS - Reserved	Family School - The Family School-Preschool	Center	1	1	0
ELS - Reserved	FLOWER BUD PRESCHOOL	FCC	1	8	1
ELS - Reserved	FRANDELJA FAIRFAX	Center	2	2	2
ELS - Reserved	FRANDELJA ENRICHMENT CTR INC	Center	1	0	0
ELS - Reserved	HAPPY DAYS CHILDCARE	FCC	2	0	0
ELS - Reserved	IDEAL DAY CARE	FCC	1	2	0
ELS - Reserved	JAPANESE COMMUNITY YOUTH COUNCIL (Chibi Chan)	Center	2	3	2
ELS - Reserved	LA LENGUA BILINGUAL PRESCHOOL	Center	1	5	0
ELS - Reserved	Little Footprints Preschool	Center	4	1	0
ELS - Reserved	LITTLE LEAPS AND BOUNDS	FCC	1	6	0
ELS - Reserved	Maldonado, Carmen & Evelio (Infant)(On Hold)	FCC	2	4	0
ELS - Reserved	MELIKYAN, GAYANE	FCC	2	0	0
ELS - Reserved	Ramirez, Elena	FCC	4	5	1
ELS - Reserved	Shmidt, Marina & Yakov	FCC	1	3	0
ELS - Reserved	YMCA of S.F. - YMCA of SF., Stonestown Branch, Lutheran Church	Center	1	2	0
	Total		41	78	9
	Total # of children pulled				281
	Total # of responses				207

Appendix – detailed age breakdown for each zip code

Zip Code	Infants 0-17.9 months	Toddlers 18-35.9 months	Preschoolers 3-4.9 years	School Age 5+ years	Subtotal
91206	1	0	0	0	1
91364	0	0	1	0	1
94012	1	0	0	0	1
94014	10	16	20	6	52
94015	7	6	9	2	24
94025	1	0	0	0	1
94030	1	0	0	0	1
94044	0	0	3	1	4
94061	0	0	1	0	1
94065	0	0	0	1	1
94066	2	2	1	3	8
94080	3	6	8	0	17
94101	0	0	1	0	1
94102	38	43	45	6	132
94103	31	42	55	17	145
94104	2	2	2	1	7
94105	6	4	2	1	13
94107	14	18	21	14	67
94108	24	18	24	0	66
94109	21	29	43	15	108
94110	61	70	102	23	256
94111	3	4	4	0	11
94112	156	203	223	50	632
94114	3	4	12	2	21
94115	13	15	28	11	67
94116	35	37	48	9	129
94117	13	9	19	3	44
94118	9	18	28	8	63
94121	11	23	33	10	77
94122	27	30	44	17	118
94123	0	2	5	0	7
94124	148	151	150	41	490
94127	8	1	9	2	20
94130	5	6	14	2	27
94131	6	5	15	0	26
94132	21	19	19	11	70
94133	37	28	28	4	97
94134	103	121	141	37	402
94141	0	0	1	0	1
94158	5	7	8	0	20
94501	1	0	0	0	1
94510	0	0	1	0	1
94530	0	1	0	1	2
94531	1	0	1	1	3
94541	0	3	0	0	3
94545	1	1	0	0	2
94546	0	1	1	0	2
94551	1	0	0	0	1
94561	0	0	1	0	1
94564	0	0	1	0	1
94565	1	2	0	3	6
94566	0	0	1	0	1
94577	1	0	0	0	1
94578	1	0	1	1	3
94579	0	1	1	0	2
94587	0	0	0	1	1
94589	0	0	1	0	1
94590	4	2	2	0	8
94591	0	1	2	1	4
94592	0	1	0	0	1
94596	0	1	0	0	1
94601	2	1	0	1	4
94603	0	1	0	0	1
94605	1	1	1	0	3
94606	0	1	0	0	1
94607	1	0	0	0	1
94608	0	0	1	0	1
94609	0	0	1	0	1
94612	1	0	0	0	1
94618	0	0	1	0	1
94704	1	0	0	1	2
94801	0	1	0	2	3
94803	0	0	1	0	1
94804	0	1	0	0	1
94806	4	1	2	3	10
94945	0	0	0	3	3
95404	0	1	0	0	1
95624	0	1	0	0	1
95688	0	0	1	0	1
95812	0	1	0	1	2
95823	0	0	1	0	1
95828	0	0	1	1	2
95833	1	0	0	0	1
95835	0	0	1	0	1
Total	848	963	1191	317	3319

Income Ranking Table 2017

Contractors will use the attached income ranking table when determining enrollment and disenrollment priority order.

Rank	Family Size											
	1 - 2	3	4	5	6	7	8	9	10	11	12	
1	\$ 58	\$ 62	\$ 70	\$ 81	\$ 92	\$ 94	\$ 96	\$ 98	\$ 100	\$ 102	\$ 105	
2	\$ 115	\$ 124	\$ 139	\$ 162	\$ 184	\$ 188	\$ 192	\$ 196	\$ 201	\$ 205	\$ 209	
3	\$ 173	\$ 186	\$ 209	\$ 242	\$ 276	\$ 282	\$ 288	\$ 295	\$ 301	\$ 307	\$ 314	
4	\$ 230	\$ 248	\$ 279	\$ 323	\$ 368	\$ 376	\$ 385	\$ 393	\$ 401	\$ 410	\$ 418	
5	\$ 288	\$ 310	\$ 348	\$ 404	\$ 460	\$ 470	\$ 481	\$ 491	\$ 502	\$ 512	\$ 523	
6	\$ 345	\$ 372	\$ 418	\$ 485	\$ 552	\$ 564	\$ 577	\$ 589	\$ 602	\$ 615	\$ 627	
7	\$ 403	\$ 434	\$ 488	\$ 566	\$ 644	\$ 658	\$ 673	\$ 688	\$ 702	\$ 717	\$ 732	
8	\$ 461	\$ 496	\$ 557	\$ 647	\$ 736	\$ 752	\$ 769	\$ 786	\$ 803	\$ 819	\$ 836	
9	\$ 518	\$ 558	\$ 627	\$ 727	\$ 828	\$ 847	\$ 865	\$ 884	\$ 903	\$ 922	\$ 941	
10	\$ 576	\$ 620	\$ 697	\$ 808	\$ 920	\$ 941	\$ 961	\$ 982	\$ 1,003	\$ 1,024	\$ 1,045	
11	\$ 633	\$ 682	\$ 766	\$ 889	\$ 1,012	\$ 1,035	\$ 1,058	\$ 1,081	\$ 1,104	\$ 1,127	\$ 1,150	
12	\$ 691	\$ 744	\$ 836	\$ 970	\$ 1,104	\$ 1,129	\$ 1,154	\$ 1,179	\$ 1,204	\$ 1,229	\$ 1,254	
13	\$ 748	\$ 806	\$ 906	\$ 1,051	\$ 1,196	\$ 1,223	\$ 1,250	\$ 1,277	\$ 1,304	\$ 1,331	\$ 1,359	
14	\$ 806	\$ 868	\$ 975	\$ 1,131	\$ 1,288	\$ 1,317	\$ 1,346	\$ 1,375	\$ 1,405	\$ 1,434	\$ 1,463	
15	\$ 864	\$ 930	\$ 1,045	\$ 1,212	\$ 1,379	\$ 1,411	\$ 1,442	\$ 1,474	\$ 1,505	\$ 1,536	\$ 1,568	
16	\$ 921	\$ 992	\$ 1,115	\$ 1,293	\$ 1,471	\$ 1,505	\$ 1,538	\$ 1,572	\$ 1,605	\$ 1,639	\$ 1,672	
17	\$ 979	\$ 1,054	\$ 1,184	\$ 1,374	\$ 1,563	\$ 1,599	\$ 1,634	\$ 1,670	\$ 1,706	\$ 1,741	\$ 1,777	
18	\$ 1,036	\$ 1,116	\$ 1,254	\$ 1,455	\$ 1,655	\$ 1,693	\$ 1,731	\$ 1,768	\$ 1,806	\$ 1,844	\$ 1,881	
19	\$ 1,094	\$ 1,178	\$ 1,324	\$ 1,536	\$ 1,747	\$ 1,787	\$ 1,827	\$ 1,867	\$ 1,906	\$ 1,946	\$ 1,986	
20	\$ 1,151	\$ 1,240	\$ 1,393	\$ 1,616	\$ 1,839	\$ 1,881	\$ 1,923	\$ 1,965	\$ 2,007	\$ 2,048	\$ 2,090	
21	\$ 1,209	\$ 1,302	\$ 1,463	\$ 1,697	\$ 1,931	\$ 1,975	\$ 2,019	\$ 2,063	\$ 2,107	\$ 2,151	\$ 2,195	
22	\$ 1,267	\$ 1,364	\$ 1,533	\$ 1,778	\$ 2,023	\$ 2,069	\$ 2,115	\$ 2,161	\$ 2,207	\$ 2,253	\$ 2,299	
23	\$ 1,324	\$ 1,426	\$ 1,602	\$ 1,859	\$ 2,115	\$ 2,163	\$ 2,211	\$ 2,259	\$ 2,308	\$ 2,356	\$ 2,404	
24	\$ 1,382	\$ 1,488	\$ 1,672	\$ 1,940	\$ 2,207	\$ 2,257	\$ 2,308	\$ 2,358	\$ 2,408	\$ 2,458	\$ 2,508	
25	\$ 1,439	\$ 1,550	\$ 1,742	\$ 2,020	\$ 2,299	\$ 2,351	\$ 2,404	\$ 2,456	\$ 2,508	\$ 2,560	\$ 2,613	
26	\$ 1,497	\$ 1,612	\$ 1,811	\$ 2,101	\$ 2,391	\$ 2,445	\$ 2,500	\$ 2,554	\$ 2,609	\$ 2,663	\$ 2,717	
27	\$ 1,554	\$ 1,674	\$ 1,881	\$ 2,182	\$ 2,483	\$ 2,540	\$ 2,596	\$ 2,652	\$ 2,709	\$ 2,765	\$ 2,822	
28	\$ 1,612	\$ 1,736	\$ 1,951	\$ 2,263	\$ 2,575	\$ 2,634	\$ 2,692	\$ 2,751	\$ 2,809	\$ 2,868	\$ 2,926	
29	\$ 1,670	\$ 1,798	\$ 2,020	\$ 2,344	\$ 2,667	\$ 2,728	\$ 2,788	\$ 2,849	\$ 2,909	\$ 2,970	\$ 3,031	
30	\$ 1,727	\$ 1,860	\$ 2,090	\$ 2,425	\$ 2,759	\$ 2,822	\$ 2,884	\$ 2,947	\$ 3,010	\$ 3,073	\$ 3,135	
31	\$ 1,785	\$ 1,922	\$ 2,160	\$ 2,505	\$ 2,851	\$ 2,916	\$ 2,981	\$ 3,045	\$ 3,110	\$ 3,175	\$ 3,240	
32	\$ 1,842	\$ 1,984	\$ 2,229	\$ 2,586	\$ 2,943	\$ 3,010	\$ 3,077	\$ 3,144	\$ 3,210	\$ 3,277	\$ 3,344	
33	\$ 1,900	\$ 2,046	\$ 2,299	\$ 2,667	\$ 3,035	\$ 3,104	\$ 3,173	\$ 3,242	\$ 3,311	\$ 3,380	\$ 3,449	
34	\$ 1,957	\$ 2,108	\$ 2,369	\$ 2,748	\$ 3,127	\$ 3,198	\$ 3,269	\$ 3,340	\$ 3,411	\$ 3,482	\$ 3,553	
35	\$ 2,015	\$ 2,170	\$ 2,439	\$ 2,829	\$ 3,219	\$ 3,292	\$ 3,365	\$ 3,438	\$ 3,511	\$ 3,585	\$ 3,658	
36	\$ 2,073	\$ 2,232	\$ 2,508	\$ 2,909	\$ 3,311	\$ 3,386	\$ 3,461	\$ 3,537	\$ 3,612	\$ 3,687	\$ 3,762	
37	\$ 2,130	\$ 2,294	\$ 2,578	\$ 2,990	\$ 3,403	\$ 3,480	\$ 3,557	\$ 3,635	\$ 3,712	\$ 3,789	\$ 3,867	
38	\$ 2,188	\$ 2,356	\$ 2,648	\$ 3,071	\$ 3,495	\$ 3,574	\$ 3,654	\$ 3,733	\$ 3,812	\$ 3,892	\$ 3,971	
39	\$ 2,245	\$ 2,418	\$ 2,717	\$ 3,152	\$ 3,587	\$ 3,668	\$ 3,750	\$ 3,831	\$ 3,913	\$ 3,994	\$ 4,076	
40	\$ 2,303	\$ 2,480	\$ 2,787	\$ 3,233	\$ 3,679	\$ 3,762	\$ 3,846	\$ 3,929	\$ 4,013	\$ 4,097	\$ 4,180	
41	\$ 2,360	\$ 2,542	\$ 2,857	\$ 3,314	\$ 3,771	\$ 3,856	\$ 3,942	\$ 4,028	\$ 4,113	\$ 4,199	\$ 4,285	
42	\$ 2,418	\$ 2,604	\$ 2,926	\$ 3,394	\$ 3,863	\$ 3,950	\$ 4,038	\$ 4,126	\$ 4,214	\$ 4,302	\$ 4,389	
43	\$ 2,476	\$ 2,666	\$ 2,996	\$ 3,475	\$ 3,955	\$ 4,044	\$ 4,134	\$ 4,224	\$ 4,314	\$ 4,404	\$ 4,494	
44	\$ 2,533	\$ 2,728	\$ 3,066	\$ 3,556	\$ 4,047	\$ 4,138	\$ 4,230	\$ 4,322	\$ 4,414	\$ 4,506	\$ 4,598	

Rank	Family Size											
	1-2	3	4	5	6	7	8	9	10	11	12	
45	\$ 2,591	\$ 2,790	\$ 3,135	\$ 3,637	\$ 4,138	\$ 4,233	\$ 4,327	\$ 4,421	\$ 4,515	\$ 4,609	\$ 4,703	
46	\$ 2,648	\$ 2,852	\$ 3,205	\$ 3,718	\$ 4,230	\$ 4,327	\$ 4,423	\$ 4,519	\$ 4,615	\$ 4,711	\$ 4,807	
47	\$ 2,706	\$ 2,914	\$ 3,275	\$ 3,798	\$ 4,322	\$ 4,421	\$ 4,519	\$ 4,617	\$ 4,715	\$ 4,814	\$ 4,912	
48	\$ 2,763	\$ 2,976	\$ 3,344	\$ 3,879	\$ 4,414	\$ 4,515	\$ 4,615	\$ 4,715	\$ 4,816	\$ 4,916	\$ 5,016	
49	\$ 2,821	\$ 3,038	\$ 3,414	\$ 3,960	\$ 4,506	\$ 4,609	\$ 4,711	\$ 4,814	\$ 4,916	\$ 5,018	\$ 5,121	
50	\$ 2,879	\$ 3,100	\$ 3,484	\$ 4,041	\$ 4,598	\$ 4,703	\$ 4,807	\$ 4,912	\$ 5,016	\$ 5,121	\$ 5,225	50% SMI
51	\$ 2,936	\$ 3,162	\$ 3,553	\$ 4,122	\$ 4,690	\$ 4,797	\$ 4,903	\$ 5,010	\$ 5,117	\$ 5,223	\$ 5,330	
52	\$ 2,994	\$ 3,224	\$ 3,623	\$ 4,203	\$ 4,782	\$ 4,891	\$ 5,000	\$ 5,108	\$ 5,217	\$ 5,326	\$ 5,434	
53	\$ 3,051	\$ 3,286	\$ 3,693	\$ 4,283	\$ 4,874	\$ 4,985	\$ 5,096	\$ 5,207	\$ 5,317	\$ 5,428	\$ 5,539	
54	\$ 3,109	\$ 3,348	\$ 3,762	\$ 4,364	\$ 4,966	\$ 5,079	\$ 5,192	\$ 5,305	\$ 5,418	\$ 5,531	\$ 5,643	
55	\$ 3,166	\$ 3,410	\$ 3,832	\$ 4,445	\$ 5,058	\$ 5,173	\$ 5,288	\$ 5,403	\$ 5,518	\$ 5,633	\$ 5,748	
56	\$ 3,224	\$ 3,472	\$ 3,902	\$ 4,526	\$ 5,150	\$ 5,267	\$ 5,384	\$ 5,501	\$ 5,618	\$ 5,735	\$ 5,852	
57	\$ 3,282	\$ 3,534	\$ 3,971	\$ 4,607	\$ 5,242	\$ 5,361	\$ 5,480	\$ 5,600	\$ 5,719	\$ 5,838	\$ 5,957	
58	\$ 3,339	\$ 3,596	\$ 4,041	\$ 4,688	\$ 5,334	\$ 5,455	\$ 5,577	\$ 5,698	\$ 5,819	\$ 5,940	\$ 6,061	
59	\$ 3,397	\$ 3,658	\$ 4,111	\$ 4,768	\$ 5,426	\$ 5,549	\$ 5,673	\$ 5,796	\$ 5,919	\$ 6,043	\$ 6,166	
60	\$ 3,454	\$ 3,720	\$ 4,180	\$ 4,849	\$ 5,518	\$ 5,643	\$ 5,769	\$ 5,894	\$ 6,020	\$ 6,145	\$ 6,270	60% SMI
61	\$ 3,512	\$ 3,782	\$ 4,250	\$ 4,930	\$ 5,610	\$ 5,737	\$ 5,865	\$ 5,992	\$ 6,120	\$ 6,247	\$ 6,375	
62	\$ 3,569	\$ 3,844	\$ 4,320	\$ 5,011	\$ 5,702	\$ 5,832	\$ 5,961	\$ 6,091	\$ 6,220	\$ 6,350	\$ 6,479	
63	\$ 3,627	\$ 3,906	\$ 4,389	\$ 5,092	\$ 5,794	\$ 5,926	\$ 6,057	\$ 6,189	\$ 6,321	\$ 6,452	\$ 6,584	
64	\$ 3,685	\$ 3,968	\$ 4,459	\$ 5,172	\$ 5,886	\$ 6,020	\$ 6,153	\$ 6,287	\$ 6,421	\$ 6,555	\$ 6,688	
65	\$ 3,742	\$ 4,030	\$ 4,529	\$ 5,253	\$ 5,978	\$ 6,114	\$ 6,250	\$ 6,385	\$ 6,521	\$ 6,657	\$ 6,793	
66	\$ 3,800	\$ 4,092	\$ 4,598	\$ 5,334	\$ 6,070	\$ 6,208	\$ 6,346	\$ 6,484	\$ 6,622	\$ 6,760	\$ 6,897	
67	\$ 3,857	\$ 4,154	\$ 4,668	\$ 5,415	\$ 6,162	\$ 6,302	\$ 6,442	\$ 6,582	\$ 6,722	\$ 6,862	\$ 7,002	
68	\$ 3,915	\$ 4,216	\$ 4,738	\$ 5,496	\$ 6,254	\$ 6,396	\$ 6,538	\$ 6,680	\$ 6,822	\$ 6,964	\$ 7,107	
69	\$ 3,973	\$ 4,278	\$ 4,807	\$ 5,577	\$ 6,346	\$ 6,490	\$ 6,634	\$ 6,778	\$ 6,923	\$ 7,067	\$ 7,211	
70	\$ 4,030	\$ 4,340	\$ 4,877	\$ 5,657	\$ 6,438	\$ 6,584	\$ 6,730	\$ 6,877	\$ 7,023	\$ 7,169	\$ 7,316	70% SMI
71	\$ 4,088	\$ 4,402	\$ 4,947	\$ 5,738	\$ 6,530	\$ 6,678	\$ 6,826	\$ 6,975	\$ 7,123	\$ 7,272	\$ 7,420	
72	\$ 4,145	\$ 4,464	\$ 5,016	\$ 5,819	\$ 6,622	\$ 6,772	\$ 6,923	\$ 7,073	\$ 7,224	\$ 7,374	\$ 7,525	
73	\$ 4,203	\$ 4,526	\$ 5,086	\$ 5,900	\$ 6,714	\$ 6,866	\$ 7,019	\$ 7,171	\$ 7,324	\$ 7,476	\$ 7,629	
74	\$ 4,260	\$ 4,588	\$ 5,156	\$ 5,981	\$ 6,806	\$ 6,960	\$ 7,115	\$ 7,270	\$ 7,424	\$ 7,579	\$ 7,734	
75	\$ 4,318	\$ 4,650	\$ 5,225	\$ 6,061	\$ 6,897	\$ 7,054	\$ 7,211	\$ 7,368	\$ 7,525	\$ 7,681	\$ 7,838	
76	\$ 4,376	\$ 4,712	\$ 5,295	\$ 6,142	\$ 6,989	\$ 7,148	\$ 7,307	\$ 7,466	\$ 7,625	\$ 7,784	\$ 7,943	
77	\$ 4,433	\$ 4,774	\$ 5,365	\$ 6,223	\$ 7,081	\$ 7,242	\$ 7,403	\$ 7,564	\$ 7,725	\$ 7,886	\$ 8,047	
78	\$ 4,491	\$ 4,836	\$ 5,434	\$ 6,304	\$ 7,173	\$ 7,336	\$ 7,499	\$ 7,662	\$ 7,826	\$ 7,989	\$ 8,152	
79	\$ 4,548	\$ 4,898	\$ 5,504	\$ 6,385	\$ 7,265	\$ 7,430	\$ 7,596	\$ 7,761	\$ 7,926	\$ 8,091	\$ 8,256	
80	\$ 4,606	\$ 4,960	\$ 5,574	\$ 6,466	\$ 7,357	\$ 7,525	\$ 7,692	\$ 7,859	\$ 8,026	\$ 8,193	\$ 8,361	
81	\$ 4,663	\$ 5,022	\$ 5,643	\$ 6,546	\$ 7,449	\$ 7,619	\$ 7,788	\$ 7,957	\$ 8,127	\$ 8,296	\$ 8,465	
82	\$ 4,721	\$ 5,084	\$ 5,713	\$ 6,627	\$ 7,541	\$ 7,713	\$ 7,884	\$ 8,055	\$ 8,227	\$ 8,398	\$ 8,570	
83	\$ 4,779	\$ 5,146	\$ 5,783	\$ 6,708	\$ 7,633	\$ 7,807	\$ 7,980	\$ 8,154	\$ 8,327	\$ 8,501	\$ 8,674	
84	\$ 4,836	\$ 5,208	\$ 5,852	\$ 6,789	\$ 7,725	\$ 7,901	\$ 8,076	\$ 8,252	\$ 8,427	\$ 8,603	\$ 8,779	
85	\$ 4,894	\$ 5,270	\$ 5,922	\$ 6,870	\$ 7,817	\$ 7,995	\$ 8,172	\$ 8,350	\$ 8,528	\$ 8,705	\$ 8,883	85% SMI

Based on updated SMI from 2015 American Community Survey (2015 ACS)
Information provided by California Department of Finance, June 2017

California Department of Education
June 2017