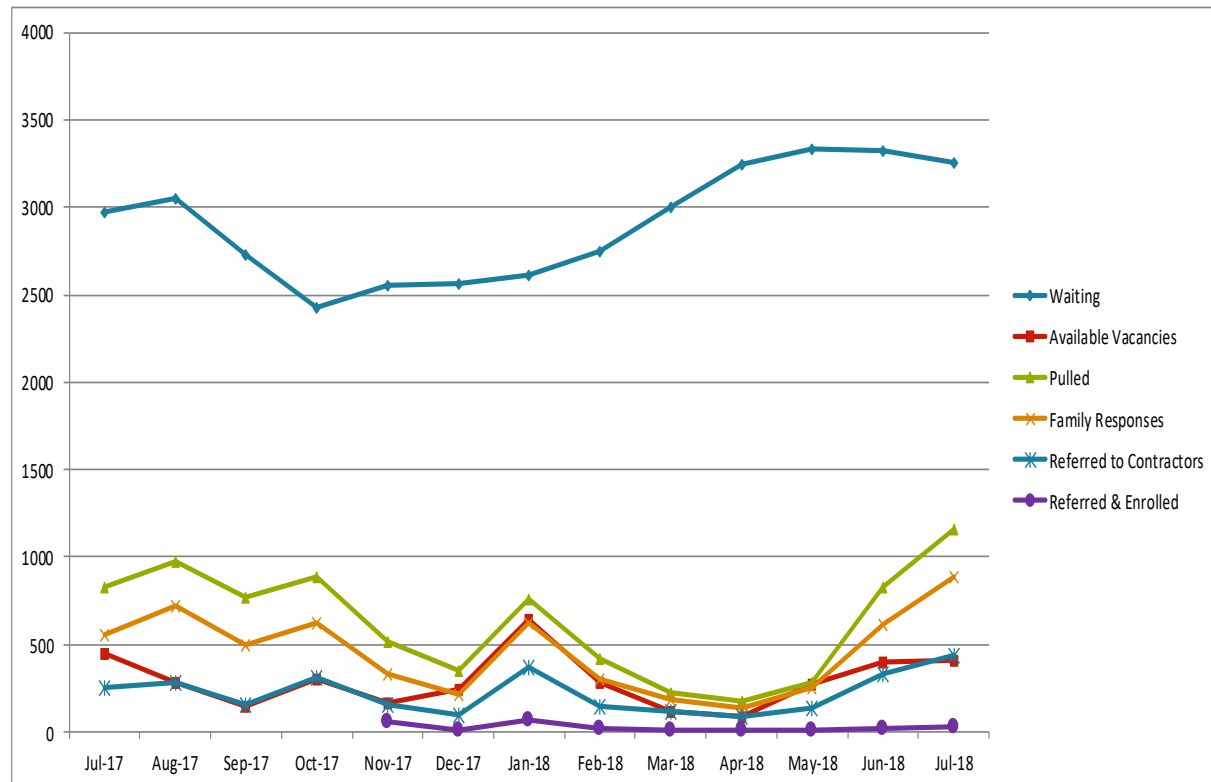


## SAN FRANCISCO CHILD CARE CONNECTION (SF3C) MONTHLY REPORT – July 2018

Monthly Totals – July 2018 (Reporting period: 7/1/18 – 7/31/18)

### Summary

	Child	Family
Waiting (as of 6/30)	3319	2916
Waiting (as of 7/31)	3255	2879
Available Vacancies	478	N/A
Pulled	1160	875
Family Responses	886	N/A
Referred to Contractors	438	N/A
Referred in June & Enrolled	29	N/A
Enrolled in CC3/COCOA	45	N/A



\*Available vacancies are reported by contractors; this number may be somewhat overestimated if contractors have listed available vacancies more than once when self-selecting children from the SF3C database.

\*Referred in July and Enrolled figure reflects reported enrollments from July referrals.

\*Enrolled in CC3/COCOA includes previous months referrals that have enrollments reported in the current month.

## 1. New Application

### 1.1

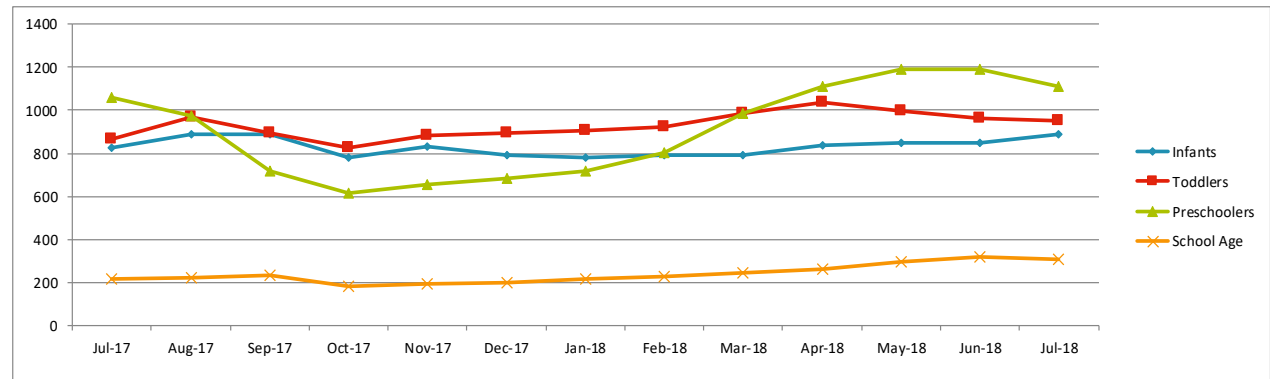
	Child	Family
<b>Entered By:</b>		
Children's Council	104	32%
Wu Yee Children's Services	58	18%
Title 5s	75	23%
Community Based-Organizations	16	5%
Family (Online Self-Application)	74	23%
<b>Total</b>	<b>327</b>	<b>100%</b>

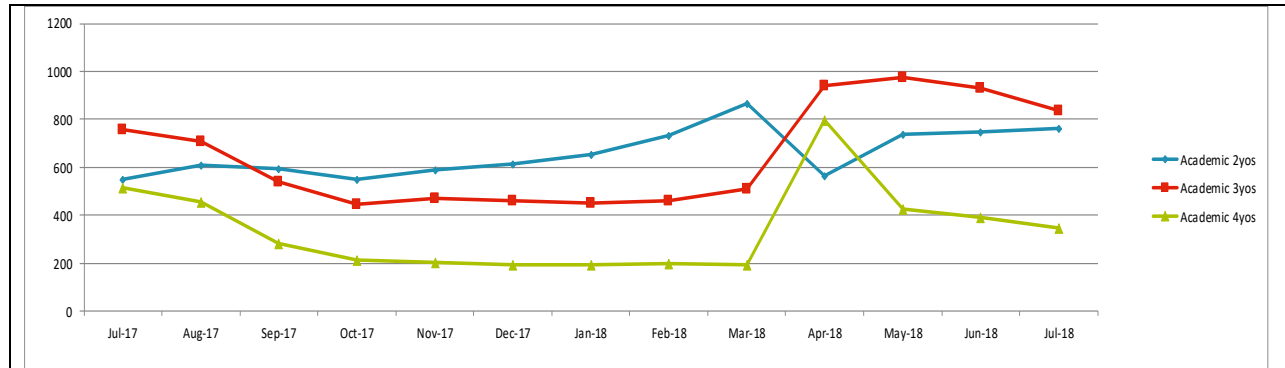
## 2. Waiting Detail

### 2.1 - Children by age

Age Category	# of children on list	
Infants (0-17.9 months)	886	27%
Toddlers (18-35.9 months)	953	29%
Preschoolers (3-4.99 years)	1109	34%
School Age ( 5+ years)	307	9%
<b>Total</b>	<b>3255</b>	
<i>Academic 2 years old (12/2/15 - 12/1/16)</i>	<b>763</b>	<b>23%*</b>
<i>Academic 3 years old (12/2/14 - 12/1/15)</i>	<b>836</b>	<b>26%*</b>
<i>Academic 4 years old (9/2/13 - 12/1/14)</i>	<b>349</b>	<b>11%*</b>
<b>subtotal</b>	<b>1948</b>	<b>60%*</b>

\* % relative to total 3255





## 2.2 - Children by income rank and age

Income rank range	Infants (0-17.9 months)	Toddlers (18-35.9) months	Preschoolers (3-4.99) years	School Age (5+) years	Total	Academic 2 year old	Academic 3 year old	Academic 4 year old	Total	%	
1-10	139	90	97	28	354	11%	76	68	35	179	9%
11-20	129	127	104	31	391	12%	96	89	31	216	11%
21-30	202	184	203	83	672	21%	151	154	58	363	19%
31-40	181	184	240	54	659	20%	141	180	80	401	21%
41-50	90	146	152	48	436	13%	116	118	45	279	14%
51-60	56	101	107	25	289	9%	83	82	32	197	10%
61-70	54	57	83	19	213	7%	46	65	23	134	7%
71-85	26	45	75	13	159	5%	38	51	27	116	6%
86-110	8	19	46	6	79	2%	16	27	18	61	3%

\* % was relative to total 1948 Academic 2, 3 & 4 year olds

## 2.3 - Children in other high-need categories (children may be in more than one category)

	# of children on list
Homeless or Seeking Permanent Housing	225
Residing in Homeless or DV Shelter	30
Child Protective Services (CPS)	8
At Risk Referrals*	0
Special Needs (Child with IFSP/IEP)	80

\*A referral written by a licensed professional to perform health, medical or social services in CA stating the child is at risk of neglect, abuse or exploitation.

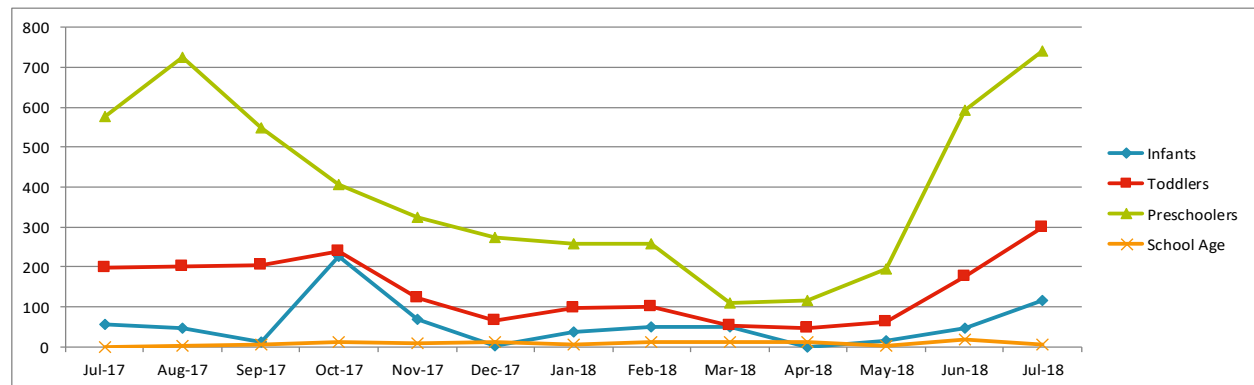
### 3. Pull Detail

#### 3.1 - Available vacancies and number of children pulled

Agency and Subsidy Types	Available Vacancies	Children Pulled	Children Pulled Per Vacancy
Title 5s (CSPP, CCTR, Head Start)	330	730	2.2
AP (CAPP, CFCC)	0	0	0
ELS - Reserved	48	291	6.1
ELS - Voucher	100	139	0
<b>Total</b>	<b>478</b>	<b>1160</b>	<b>2.4</b>

#### 3.2 - Number of children pulled for vacancies

By age (on report date):			Academic Age:		
Infants (0-17.9 months)	116	10%	2 years old (12/2/15 - 12/1/16)	123	12%
Toddlers (18-35.9 months)	299	26%	3 years old (12/2/14 - 12/1/15)	568	55%
Preschoolers (3-4.99 years)	741	64%	4 years old (9/2/13 - 12/1/14)	336	33%
School Age (5+ years)	4	0%	Subtotal	1027	100%
<b>Total</b>	<b>1160</b>	<b>100%</b>	% of total		<b>89%</b>



#### 3.3 - Responses

# of children pulled			
Family Unreachable		274	24%
Responses		886	76%
Referred to Contractor	438	49%	
Declined Vacancies	448	51%	
<b>Total Pulls</b>		<b>1160</b>	<b>100%</b>

\*%s are based on the # of children who responded

### 3.4 – Declined Reasons

Type of Subsidy	Already in care	Family moved out of SF	No match with available sites	Not age eligible	Over income	Too far/no transportation	Wants different center	Wants different hours	Wants FD care	Wants other specific site	Child is not ready for care	Updated record—parent declined (parent choice)	Inactivated - family unreachable	Total	% of total non-referred
ELS - Voucher (WV)	0	0	0	0	0	0	0	0	0	0	0	0	0	0	0%
ELS - Voucher (CC)	21	0	0	0	0	0	0	0	0	0	0	12	16	49	7%
ELS - Reserve	52	1	0	1	1	14	80	2	0	0	4	3	51	209	29%
Title 5	57	0	0	0	2	9	39	4	1	0	6	51	96	265	37%
Head Start	0	0	0	0	1	0	0	1	0	0	1	2	1	6	1%
FCCHEN	0	0	0	0	0	0	0	0	0	0	0	0	0	0	0%
Open Match	38	2	1	0	0	13	16	0	2	0	8	3	110	193	70%
<b>Total</b>	<b>168</b>	<b>3</b>	<b>1</b>	<b>1</b>	<b>4</b>	<b>36</b>	<b>135</b>	<b>7</b>	<b>3</b>	<b>0</b>	<b>19</b>	<b>71</b>	<b>274</b>	<b>722</b>	<b>100%</b>

### 3.5 – Monthly Pull Log

#### July 2018 Pull Detail

Date of Pull	Subsidy	Agency	# of vacancies	# of kids pulled	income rank range	# of responses	# of children referred
7/16/2018	CCTR	Chinatown Community Children's Center - Clay Site	1	2	42 - 51	2	1
7/18/2018	CCTR	Compass Children's Center(Title5)	3	14	1 - 71	11	4
7/31/2018	CCTR	facessf - FCCHN 94110	2	5	30 - 66	4	4
7/10/2018	CCTR	FranDelJA Enrichment Center-Gilman(Title 5)	2	5	26 - 74	4	1
7/26/2018	CCTR	Friends of St. Francis(Title 5)	1	6	23 - 78	3	3
7/5/2018	CSPP FullDay	City College-Mission Full-Day Preschool	4	7	7 - 55	4	2
7/23/2018	CSPP FullDay	Cross Cultural - Leland(Title 5)	1	1	43	1	1
7/19/2018	CSPP FullDay	Cross Cultural - Tucker(Title 5)	5	4	27 - 33	4	4
7/24/2018	CSPP FullDay	facessf - Bayview(Title 5)	4	29	1 - 48	24	13
7/10/2018	CSPP FullDay	FranDelJa Enrichment Center-Fairfax(Title 5)	2	7	1 - 32	6	1
7/24/2018	CSPP FullDay	Friends of St. Francis(Title 5)	2	11	1 - 71	5	2
7/25/2018	CSPP FullDay	Holy Family Day Home(Title 5)	12	12	1 - 69	9	4
7/6/2018	CSPP FullDay	Mission Child Care Consortium(Title 5)	20	25	20 - 93	18	8
7/17/2018	CSPP FullDay	Mission Child Care Consortium(Title 5)	20	45	10 - 56	38	17
7/20/2018	CSPP FullDay	Mission Child Care Consortium(Title 5)	20	75	15 - 80	63	34
7/24/2018	CSPP FullDay	Mission Child Care Consortium(Title 5)(List)	50	72	1 - 83	47	17
7/18/2018	CSPP FullDay	SFUSD-Theresa S. Mahler (3-5 yr, 94114)(Title 5)	20	20	13 - 74	17	12
7/12/2018	CSPP FullDay	South of Market Judith Baker CDC Natoma (Title 5)	2	8	1 - 32	7	4
7/2/2018	CSPP FullDay	South of Market Yerba Buena Gardens CDC (Title 5)	5	6	41 - 64	3	2
7/2/2018	CSPP FullDay	Telegraph Hill Preschool (Title 5)	6	6	1 - 34	6	5
7/13/2018	CSPP FullDay	Telegraph Hill Preschool (Title 5)	10	10	11 - 64	9	5
7/23/2018	CSPP FullDay	True Sunshine Preschool Center (Title 5)	3	9	21 - 64	6	1
7/31/2018	CSPP FullDay	True Sunshine Preschool Center (Title 5)	5	16	1 - 75	13	2
7/6/2018	CSPP PartDay	City College-Mission Full-Day Preschool	2	8	1 - 34	6	3
7/19/2018	CSPP PartDay	City College-Mission Full-Day Preschool	2	8	1 - 22	6	1
7/26/2018	CSPP PartDay	SFUSD-Sanchez (3-5 yr, 94114)(Title 5)	1	1	22	1	0
7/18/2018	CSPP PartDay	SFUSD-Starr King (3-5 yr, 94107)(Title 5)	8	13	1 - 68	11	7
7/24/2018	Head Start	Mission Head Start - Centro de Alegria	5	5	1 - 35	5	4
7/24/2018	Head Start	Mission Head Start-Southeast Families United	25	5	1 - 24	4	0
7/11/2018	ELS - Voucher(CC)	Children's Council of San Francisco	100	139	1 - 69	122	89
7/12/2018	ELS - Reserve	Children's Council of San Francisco	48	291	1 - 85	241	83
7/1/2018	Open Match	Children's Council of San Francisco	87	295	1 - 78	187	104
		<b>Total</b>	<b>478</b>	<b>1160</b>	<b>0</b>	<b>887</b>	<b>438</b>

\* The total number of responses in the *Monthly Pull Log by Date* is relative to the data in *Responses to slot offer, section 3*

#### 2018 Open Match Pull Detail

Date of Pull	Subsidy	Agency	# of vacancies reported	# of kids pulled	# of responses	# of children referred
May 2018	CCTR, CSPP, Head Start	Open Match	194	93	86	50
June 2018	CCTR, CSPP, Head Start	Open Match	201	282	185	125
July 2018	CCTR, CSPP, Head Start	Open Match	87	295	187	104
		<b>Total</b>	<b>482</b>	<b>670</b>	<b>458</b>	<b>279</b>

## ELS Reserved Pull Detail Report

Data reported on this table is from 7/1/18 – 7/31/18.

Subsidy	Agency	Child Care Setting	# of vacancies	# of children referred	Enrolled
ELS - Reserved	Angela's Infant Care	Center	1	1	1
ELS - Reserved	Care Bear Preschool	FCC	1	0	0
ELS - Reserved	Chen, Selina	FCC	2	1	2
ELS - Reserved	Cherdak, Juliya	FCC	1	1	1
ELS - Reserved	CHILD'S TIME PRESCHOOL	Center	1	5	0
ELS - Reserved	CHINATOWN COMMUNITY CHILDRENS CTR INC	Center	1	1	1
ELS - Reserved	Community Preschool Grace Cathedral The	Center	3	3	3
ELS - Reserved	Compass - Helen Hawk (Clara House)(On Hold)	Center	4	2	0
ELS - Reserved	DELIA'S LITTLE ANGELS	FCC	3	1	0
ELS - Reserved	Family School - The Family School-Preschool	Center	2	6	2
ELS - Reserved	FRANDELJA ENRICHMENT CTR INC	Center	1	3	0
ELS - Reserved	HAPPY DAYS CHILDCARE	FCC	3	1	1
ELS - Reserved	HOLY FAMILY DAY HOME INC-DOLORES	Center	1	2	1
ELS - Reserved	IDEAL DAY CARE	FCC	1	1	1
ELS - Reserved	JAPANESE COMMUNITY YOUTH COUNCIL (Chibi Chan)	Center	1	5	0
ELS - Reserved	LAO,LING LING	FCC	1	0	0
ELS - Reserved	Little Footprints Preschool	Center	4	3	0
ELS - Reserved	MELIKYAN, GAYANE	FCC	2	2	1
ELS - Reserved	POTRERO KIDS	Center	2	0	0
ELS - Reserved	Ramirez, Elena	FCC	3	4	1
ELS - Reserved	SHEN, RUN MAN	FCC	2	3	1
ELS - Reserved	Shmidt, Marina & Yakov	FCC	1	2	0
ELS - Reserved	YE, SHUN XIA (Shen, Qiu Jin)	FCC	1	0	0
ELS - Reserved	YMCA of S.F. - YMCA of SF., Stonestown Branch, Lutheran Church	Center	5	7	5
ELS - Reserved	ZHANG, NANCY	FCC	1	0	0
	<b>Total</b>		<b>48</b>	<b>54</b>	<b>21</b>
	<b>Total # of children pulled</b>				<b>291</b>
	<b>Total # of responses</b>				<b>241</b>

**Appendix – detailed age breakdown for each zip code**

<b>Zip Code</b>	<b>Infants 0-17.9 months</b>	<b>Toddlers 18-35.9 months</b>	<b>Preschoolers 3-4.9 years</b>	<b>School Age 5+ years</b>	<b>Subtotal</b>
91364	0	0	1	0	1
94012	1	0	0	0	1
94014	7	17	21	4	49
94015	7	4	10	2	23
94025	1	0	0	0	1
94030	1	0	0	0	1
94044	0	0	2	1	3
94061	0	0	1	0	1
94065	0	0	0	1	1
94066	2	2	1	3	8
94080	3	5	7	0	15
94101	0	0	1	0	1
94102	39	40	38	8	125
94103	31	46	50	19	146
94104	2	1	1	1	5
94105	8	6	4	1	19
94107	14	19	19	13	65
94108	23	15	20	0	58
94109	20	27	41	15	103
94110	61	74	103	21	259
94111	4	4	2	0	10
94112	172	200	185	49	606
94114	5	7	14	2	28
94115	14	17	30	10	71
94116	35	34	44	8	121
94117	15	11	15	3	44
94118	8	18	26	9	61
94121	13	22	29	9	73
94122	30	36	41	11	118
94123	1	2	5	0	8
94124	158	140	134	42	474
94127	7	3	10	2	22
94130	5	4	11	2	22
94131	6	5	16	0	27
94132	21	25	24	12	82
94133	38	23	29	4	94
94134	107	114	139	35	395
94140	0	0	1	0	1
94158	5	8	7	0	20
94501	0	1	0	0	1
94510	0	0	1	0	1
94530	0	1	0	1	2
94531	1	0	2	1	4
94541	0	2	0	0	2
94545	1	0	1	0	2
94546	0	1	1	0	2
94551	1	0	0	0	1
94561	0	0	1	0	1
94564	0	0	1	0	1
94565	0	2	0	3	5
94566	1	0	1	0	2
94577	1	0	0	0	1
94578	1	0	1	1	3
94579	0	1	1	0	2
94587	0	0	0	1	1
94589	0	0	1	0	1
94590	4	2	2	0	8
94591	0	1	2	1	4
94592	0	0	1	0	1
94596	1	1	0	0	2
94601	2	1	0	1	4
94603	0	2	0	0	2
94605	1	1	1	0	3
94606	0	1	0	0	1
94607	1	0	0	0	1
94608	0	0	1	0	1
94609	0	0	1	0	1
94612	1	0	0	0	1
94618	0	0	1	0	1
94702	0	0	1	0	1
94704	1	0	0	1	2
94801	0	1	0	2	3
94804	0	1	0	0	1
94806	4	1	2	3	10
94945	0	0	0	3	3
94965	0	1	0	0	1
95404	0	1	0	0	1
95624	0	1	0	0	1
95688	0	0	1	0	1
95812	0	1	0	1	2
95823	0	0	1	0	1
95828	0	0	1	1	2
95833	1	0	0	0	1
95835	0	0	1	0	1
<b>Total</b>	<b>886</b>	<b>953</b>	<b>1109</b>	<b>307</b>	<b>3255</b>



Income Ranking Table 2017

Contractors will use the attached income ranking table when determining enrollment and disenrollment priority order.

Rank	Family Size											
	1 - 2	3	4	5	6	7	8	9	10	11	12	
1	\$ 58	\$ 62	\$ 70	\$ 81	\$ 92	\$ 94	\$ 96	\$ 98	\$ 100	\$ 102	\$ 105	
2	\$ 115	\$ 124	\$ 139	\$ 162	\$ 184	\$ 188	\$ 192	\$ 196	\$ 201	\$ 205	\$ 209	
3	\$ 173	\$ 186	\$ 209	\$ 242	\$ 276	\$ 282	\$ 288	\$ 295	\$ 301	\$ 307	\$ 314	
4	\$ 230	\$ 248	\$ 279	\$ 323	\$ 368	\$ 376	\$ 385	\$ 393	\$ 401	\$ 410	\$ 418	
5	\$ 288	\$ 310	\$ 348	\$ 404	\$ 460	\$ 470	\$ 481	\$ 491	\$ 502	\$ 512	\$ 523	
6	\$ 345	\$ 372	\$ 418	\$ 485	\$ 552	\$ 564	\$ 577	\$ 589	\$ 602	\$ 615	\$ 627	
7	\$ 403	\$ 434	\$ 488	\$ 566	\$ 644	\$ 658	\$ 673	\$ 688	\$ 702	\$ 717	\$ 732	
8	\$ 461	\$ 496	\$ 557	\$ 647	\$ 736	\$ 752	\$ 769	\$ 786	\$ 803	\$ 819	\$ 836	
9	\$ 518	\$ 558	\$ 627	\$ 727	\$ 828	\$ 847	\$ 865	\$ 884	\$ 903	\$ 922	\$ 941	
10	\$ 576	\$ 620	\$ 697	\$ 808	\$ 920	\$ 941	\$ 961	\$ 982	\$ 1,003	\$ 1,024	\$ 1,045	10%
11	\$ 633	\$ 682	\$ 766	\$ 889	\$ 1,012	\$ 1,035	\$ 1,058	\$ 1,081	\$ 1,104	\$ 1,127	\$ 1,150	
12	\$ 691	\$ 744	\$ 836	\$ 970	\$ 1,104	\$ 1,129	\$ 1,154	\$ 1,179	\$ 1,204	\$ 1,229	\$ 1,254	
13	\$ 748	\$ 806	\$ 906	\$ 1,051	\$ 1,196	\$ 1,223	\$ 1,250	\$ 1,277	\$ 1,304	\$ 1,331	\$ 1,359	
14	\$ 806	\$ 868	\$ 975	\$ 1,131	\$ 1,288	\$ 1,317	\$ 1,346	\$ 1,375	\$ 1,405	\$ 1,434	\$ 1,463	
15	\$ 864	\$ 930	\$ 1,045	\$ 1,212	\$ 1,379	\$ 1,411	\$ 1,442	\$ 1,474	\$ 1,505	\$ 1,536	\$ 1,568	
16	\$ 921	\$ 992	\$ 1,115	\$ 1,293	\$ 1,471	\$ 1,505	\$ 1,538	\$ 1,572	\$ 1,605	\$ 1,639	\$ 1,672	
17	\$ 979	\$ 1,054	\$ 1,184	\$ 1,374	\$ 1,563	\$ 1,599	\$ 1,634	\$ 1,670	\$ 1,706	\$ 1,741	\$ 1,777	
18	\$ 1,036	\$ 1,116	\$ 1,254	\$ 1,455	\$ 1,655	\$ 1,693	\$ 1,731	\$ 1,768	\$ 1,806	\$ 1,844	\$ 1,881	
19	\$ 1,094	\$ 1,178	\$ 1,324	\$ 1,536	\$ 1,747	\$ 1,787	\$ 1,827	\$ 1,867	\$ 1,906	\$ 1,946	\$ 1,986	
20	\$ 1,151	\$ 1,240	\$ 1,393	\$ 1,616	\$ 1,839	\$ 1,881	\$ 1,923	\$ 1,965	\$ 2,007	\$ 2,048	\$ 2,090	20%
21	\$ 1,209	\$ 1,302	\$ 1,463	\$ 1,697	\$ 1,931	\$ 1,975	\$ 2,019	\$ 2,063	\$ 2,107	\$ 2,151	\$ 2,195	
22	\$ 1,267	\$ 1,364	\$ 1,533	\$ 1,778	\$ 2,023	\$ 2,069	\$ 2,115	\$ 2,161	\$ 2,207	\$ 2,253	\$ 2,299	
23	\$ 1,324	\$ 1,426	\$ 1,602	\$ 1,859	\$ 2,115	\$ 2,163	\$ 2,211	\$ 2,259	\$ 2,308	\$ 2,356	\$ 2,404	
24	\$ 1,382	\$ 1,488	\$ 1,672	\$ 1,940	\$ 2,207	\$ 2,257	\$ 2,308	\$ 2,358	\$ 2,408	\$ 2,458	\$ 2,508	
25	\$ 1,439	\$ 1,550	\$ 1,742	\$ 2,020	\$ 2,299	\$ 2,351	\$ 2,404	\$ 2,456	\$ 2,508	\$ 2,560	\$ 2,613	
26	\$ 1,497	\$ 1,612	\$ 1,811	\$ 2,101	\$ 2,391	\$ 2,445	\$ 2,500	\$ 2,554	\$ 2,609	\$ 2,663	\$ 2,717	
27	\$ 1,554	\$ 1,674	\$ 1,881	\$ 2,182	\$ 2,483	\$ 2,540	\$ 2,596	\$ 2,652	\$ 2,709	\$ 2,765	\$ 2,822	
28	\$ 1,612	\$ 1,736	\$ 1,951	\$ 2,263	\$ 2,575	\$ 2,634	\$ 2,692	\$ 2,751	\$ 2,809	\$ 2,868	\$ 2,926	
29	\$ 1,670	\$ 1,798	\$ 2,020	\$ 2,344	\$ 2,667	\$ 2,728	\$ 2,788	\$ 2,849	\$ 2,909	\$ 2,970	\$ 3,031	
30	\$ 1,727	\$ 1,860	\$ 2,090	\$ 2,425	\$ 2,759	\$ 2,822	\$ 2,884	\$ 2,947	\$ 3,010	\$ 3,073	\$ 3,135	30%
31	\$ 1,785	\$ 1,922	\$ 2,160	\$ 2,505	\$ 2,851	\$ 2,916	\$ 2,981	\$ 3,045	\$ 3,110	\$ 3,175	\$ 3,240	
32	\$ 1,842	\$ 1,984	\$ 2,229	\$ 2,586	\$ 2,943	\$ 3,010	\$ 3,077	\$ 3,144	\$ 3,210	\$ 3,277	\$ 3,344	
33	\$ 1,900	\$ 2,046	\$ 2,299	\$ 2,667	\$ 3,035	\$ 3,104	\$ 3,173	\$ 3,242	\$ 3,311	\$ 3,380	\$ 3,449	
34	\$ 1,957	\$ 2,108	\$ 2,369	\$ 2,748	\$ 3,127	\$ 3,198	\$ 3,269	\$ 3,340	\$ 3,411	\$ 3,482	\$ 3,553	
35	\$ 2,015	\$ 2,170	\$ 2,439	\$ 2,829	\$ 3,219	\$ 3,292	\$ 3,365	\$ 3,438	\$ 3,511	\$ 3,585	\$ 3,658	
36	\$ 2,073	\$ 2,232	\$ 2,508	\$ 2,909	\$ 3,311	\$ 3,386	\$ 3,461	\$ 3,537	\$ 3,612	\$ 3,687	\$ 3,762	
37	\$ 2,130	\$ 2,294	\$ 2,578	\$ 2,990	\$ 3,403	\$ 3,480	\$ 3,557	\$ 3,635	\$ 3,712	\$ 3,789	\$ 3,867	
38	\$ 2,188	\$ 2,356	\$ 2,648	\$ 3,071	\$ 3,495	\$ 3,574	\$ 3,654	\$ 3,733	\$ 3,812	\$ 3,892	\$ 3,971	
39	\$ 2,245	\$ 2,418	\$ 2,717	\$ 3,152	\$ 3,587	\$ 3,668	\$ 3,750	\$ 3,831	\$ 3,913	\$ 3,994	\$ 4,076	
40	\$ 2,303	\$ 2,480	\$ 2,787	\$ 3,233	\$ 3,679	\$ 3,762	\$ 3,846	\$ 3,929	\$ 4,013	\$ 4,097	\$ 4,180	40% SMI
41	\$ 2,360	\$ 2,542	\$ 2,857	\$ 3,314	\$ 3,771	\$ 3,856	\$ 3,942	\$ 4,028	\$ 4,113	\$ 4,199	\$ 4,285	
42	\$ 2,418	\$ 2,604	\$ 2,926	\$ 3,394	\$ 3,863	\$ 3,950	\$ 4,038	\$ 4,126	\$ 4,214	\$ 4,302	\$ 4,389	
43	\$ 2,476	\$ 2,666	\$ 2,996	\$ 3,475	\$ 3,955	\$ 4,044	\$ 4,134	\$ 4,224	\$ 4,314	\$ 4,404	\$ 4,494	
44	\$ 2,533	\$ 2,728	\$ 3,066	\$ 3,556	\$ 4,047	\$ 4,138	\$ 4,230	\$ 4,322	\$ 4,414	\$ 4,506	\$ 4,598	

Rank	Family Size											
	1-2	3	4	5	6	7	8	9	10	11	12	
45	\$ 2,591	\$ 2,790	\$ 3,135	\$ 3,637	\$ 4,138	\$ 4,233	\$ 4,327	\$ 4,421	\$ 4,515	\$ 4,609	\$ 4,703	
46	\$ 2,648	\$ 2,852	\$ 3,205	\$ 3,718	\$ 4,230	\$ 4,327	\$ 4,423	\$ 4,519	\$ 4,615	\$ 4,711	\$ 4,807	
47	\$ 2,706	\$ 2,914	\$ 3,275	\$ 3,798	\$ 4,322	\$ 4,421	\$ 4,519	\$ 4,617	\$ 4,715	\$ 4,814	\$ 4,912	
48	\$ 2,763	\$ 2,976	\$ 3,344	\$ 3,879	\$ 4,414	\$ 4,515	\$ 4,615	\$ 4,715	\$ 4,816	\$ 4,916	\$ 5,016	
49	\$ 2,821	\$ 3,038	\$ 3,414	\$ 3,960	\$ 4,506	\$ 4,609	\$ 4,711	\$ 4,814	\$ 4,916	\$ 5,018	\$ 5,121	
50	\$ 2,879	\$ 3,100	\$ 3,484	\$ 4,041	\$ 4,598	\$ 4,703	\$ 4,807	\$ 4,912	\$ 5,016	\$ 5,121	\$ 5,225	50% SMI
51	\$ 2,936	\$ 3,162	\$ 3,553	\$ 4,122	\$ 4,690	\$ 4,797	\$ 4,903	\$ 5,010	\$ 5,117	\$ 5,223	\$ 5,330	
52	\$ 2,994	\$ 3,224	\$ 3,623	\$ 4,203	\$ 4,782	\$ 4,891	\$ 5,000	\$ 5,108	\$ 5,217	\$ 5,326	\$ 5,434	
53	\$ 3,051	\$ 3,286	\$ 3,693	\$ 4,283	\$ 4,874	\$ 4,985	\$ 5,096	\$ 5,207	\$ 5,317	\$ 5,428	\$ 5,539	
54	\$ 3,109	\$ 3,348	\$ 3,762	\$ 4,364	\$ 4,966	\$ 5,079	\$ 5,192	\$ 5,305	\$ 5,418	\$ 5,531	\$ 5,643	
55	\$ 3,166	\$ 3,410	\$ 3,832	\$ 4,445	\$ 5,058	\$ 5,173	\$ 5,288	\$ 5,403	\$ 5,518	\$ 5,633	\$ 5,748	
56	\$ 3,224	\$ 3,472	\$ 3,902	\$ 4,526	\$ 5,150	\$ 5,267	\$ 5,384	\$ 5,501	\$ 5,618	\$ 5,735	\$ 5,852	
57	\$ 3,282	\$ 3,534	\$ 3,971	\$ 4,607	\$ 5,242	\$ 5,361	\$ 5,480	\$ 5,600	\$ 5,719	\$ 5,838	\$ 5,957	
58	\$ 3,339	\$ 3,596	\$ 4,041	\$ 4,688	\$ 5,334	\$ 5,455	\$ 5,577	\$ 5,698	\$ 5,819	\$ 5,940	\$ 6,061	
59	\$ 3,397	\$ 3,658	\$ 4,111	\$ 4,768	\$ 5,426	\$ 5,549	\$ 5,673	\$ 5,796	\$ 5,919	\$ 6,043	\$ 6,166	
60	\$ 3,454	\$ 3,720	\$ 4,180	\$ 4,849	\$ 5,518	\$ 5,643	\$ 5,769	\$ 5,894	\$ 6,020	\$ 6,145	\$ 6,270	60% SMI
61	\$ 3,512	\$ 3,782	\$ 4,250	\$ 4,930	\$ 5,610	\$ 5,737	\$ 5,865	\$ 5,992	\$ 6,120	\$ 6,247	\$ 6,375	
62	\$ 3,569	\$ 3,844	\$ 4,320	\$ 5,011	\$ 5,702	\$ 5,832	\$ 5,961	\$ 6,091	\$ 6,220	\$ 6,350	\$ 6,479	
63	\$ 3,627	\$ 3,906	\$ 4,389	\$ 5,092	\$ 5,794	\$ 5,926	\$ 6,057	\$ 6,189	\$ 6,321	\$ 6,452	\$ 6,584	
64	\$ 3,685	\$ 3,968	\$ 4,459	\$ 5,172	\$ 5,886	\$ 6,020	\$ 6,153	\$ 6,287	\$ 6,421	\$ 6,555	\$ 6,688	
65	\$ 3,742	\$ 4,030	\$ 4,529	\$ 5,253	\$ 5,978	\$ 6,114	\$ 6,250	\$ 6,385	\$ 6,521	\$ 6,657	\$ 6,793	
66	\$ 3,800	\$ 4,092	\$ 4,598	\$ 5,334	\$ 6,070	\$ 6,208	\$ 6,346	\$ 6,484	\$ 6,622	\$ 6,760	\$ 6,897	
67	\$ 3,857	\$ 4,154	\$ 4,668	\$ 5,415	\$ 6,162	\$ 6,302	\$ 6,442	\$ 6,582	\$ 6,722	\$ 6,862	\$ 7,002	
68	\$ 3,915	\$ 4,216	\$ 4,738	\$ 5,496	\$ 6,254	\$ 6,396	\$ 6,538	\$ 6,680	\$ 6,822	\$ 6,964	\$ 7,107	
69	\$ 3,973	\$ 4,278	\$ 4,807	\$ 5,577	\$ 6,346	\$ 6,490	\$ 6,634	\$ 6,778	\$ 6,923	\$ 7,067	\$ 7,211	
70	\$ 4,030	\$ 4,340	\$ 4,877	\$ 5,657	\$ 6,438	\$ 6,584	\$ 6,730	\$ 6,877	\$ 7,023	\$ 7,169	\$ 7,316	70% SMI
71	\$ 4,088	\$ 4,402	\$ 4,947	\$ 5,738	\$ 6,530	\$ 6,678	\$ 6,826	\$ 6,975	\$ 7,123	\$ 7,272	\$ 7,420	
72	\$ 4,145	\$ 4,464	\$ 5,016	\$ 5,819	\$ 6,622	\$ 6,772	\$ 6,923	\$ 7,073	\$ 7,224	\$ 7,374	\$ 7,525	
73	\$ 4,203	\$ 4,526	\$ 5,086	\$ 5,900	\$ 6,714	\$ 6,866	\$ 7,019	\$ 7,171	\$ 7,324	\$ 7,476	\$ 7,629	
74	\$ 4,260	\$ 4,588	\$ 5,156	\$ 5,981	\$ 6,806	\$ 6,960	\$ 7,115	\$ 7,270	\$ 7,424	\$ 7,579	\$ 7,734	
75	\$ 4,318	\$ 4,650	\$ 5,225	\$ 6,061	\$ 6,897	\$ 7,054	\$ 7,211	\$ 7,368	\$ 7,525	\$ 7,681	\$ 7,838	
76	\$ 4,376	\$ 4,712	\$ 5,295	\$ 6,142	\$ 6,989	\$ 7,148	\$ 7,307	\$ 7,466	\$ 7,625	\$ 7,784	\$ 7,943	
77	\$ 4,433	\$ 4,774	\$ 5,365	\$ 6,223	\$ 7,081	\$ 7,242	\$ 7,403	\$ 7,564	\$ 7,725	\$ 7,886	\$ 8,047	
78	\$ 4,491	\$ 4,836	\$ 5,434	\$ 6,304	\$ 7,173	\$ 7,336	\$ 7,499	\$ 7,662	\$ 7,826	\$ 7,989	\$ 8,152	
79	\$ 4,548	\$ 4,898	\$ 5,504	\$ 6,385	\$ 7,265	\$ 7,430	\$ 7,596	\$ 7,761	\$ 7,926	\$ 8,091	\$ 8,256	
80	\$ 4,606	\$ 4,960	\$ 5,574	\$ 6,466	\$ 7,357	\$ 7,525	\$ 7,692	\$ 7,859	\$ 8,026	\$ 8,193	\$ 8,361	
81	\$ 4,663	\$ 5,022	\$ 5,643	\$ 6,546	\$ 7,449	\$ 7,619	\$ 7,788	\$ 7,957	\$ 8,127	\$ 8,296	\$ 8,465	
82	\$ 4,721	\$ 5,084	\$ 5,713	\$ 6,627	\$ 7,541	\$ 7,713	\$ 7,884	\$ 8,055	\$ 8,227	\$ 8,398	\$ 8,570	
83	\$ 4,779	\$ 5,146	\$ 5,783	\$ 6,708	\$ 7,633	\$ 7,807	\$ 7,980	\$ 8,154	\$ 8,327	\$ 8,501	\$ 8,674	
84	\$ 4,836	\$ 5,208	\$ 5,852	\$ 6,789	\$ 7,725	\$ 7,901	\$ 8,076	\$ 8,252	\$ 8,427	\$ 8,603	\$ 8,779	
85	\$ 4,894	\$ 5,270	\$ 5,922	\$ 6,870	\$ 7,817	\$ 7,995	\$ 8,172	\$ 8,350	\$ 8,528	\$ 8,705	\$ 8,883	85% SMI

Based on updated SMI from 2015 American Community Survey (2015 ACS)  
Information provided by California Department of Finance, June 2017

California Department of Education  
June 2017