

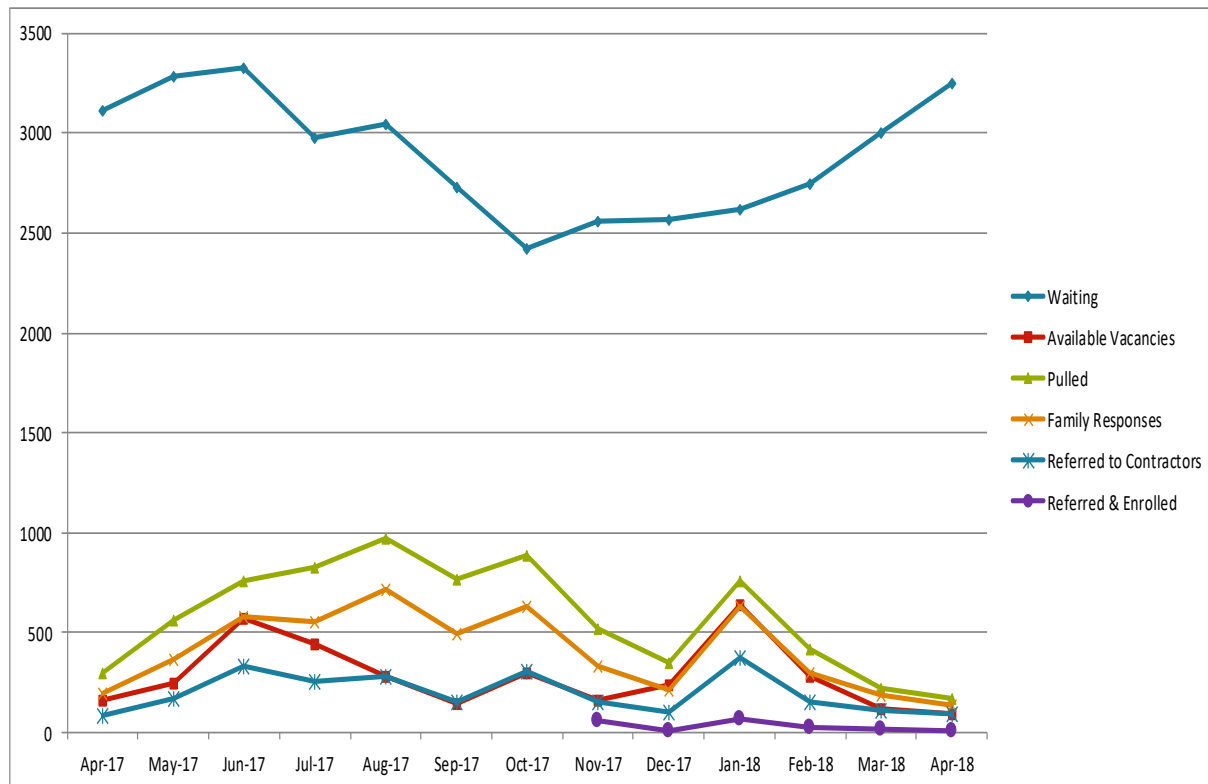


SAN FRANCISCO CHILD CARE CONNECTION (SF3C) MONTHLY REPORT – April 2018

Monthly Totals – April 2018 (Reporting period: 4/1/18 – 4/30/18)

Summary

	Child	Family
Waiting (as of 3/31)	3001	2683
Waiting (as of 4/30)	3250	2889
Available Vacancies	89	N/A
Pulled	174	166
Family Responses	136	N/A
Referred to Contractors	91	N/A
Referred in April & Enrolled	12	N/A
Enrolled in CC3/COCOA	16	N/A



*Available vacancies are reported by contractors; this number may be somewhat overestimated if contractors have listed available vacancies more than once when self-selecting children from the SF3C database.

*Referred in April and Enrolled figure reflects reported enrollments from April referrals.

*Enrolled in CC3/COCOA includes previous months referrals that have enrollments reported in the current month.

1. New Application

1.1

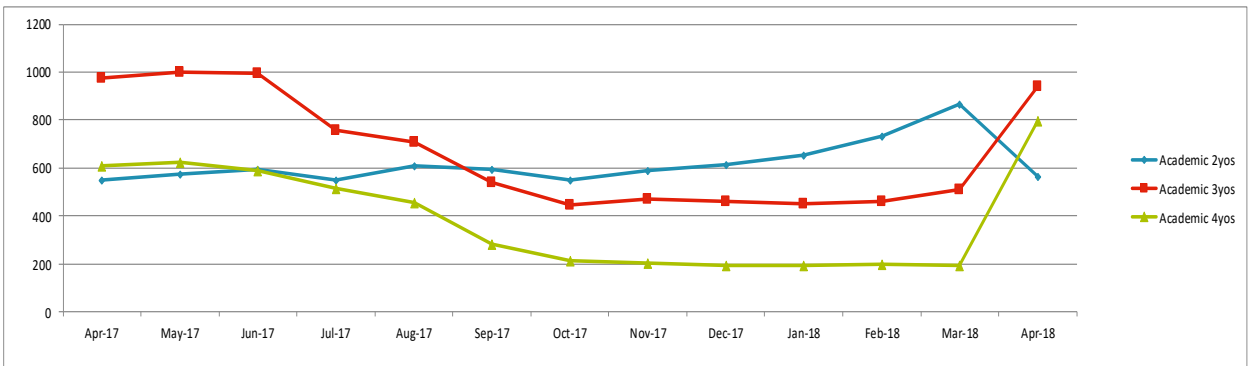
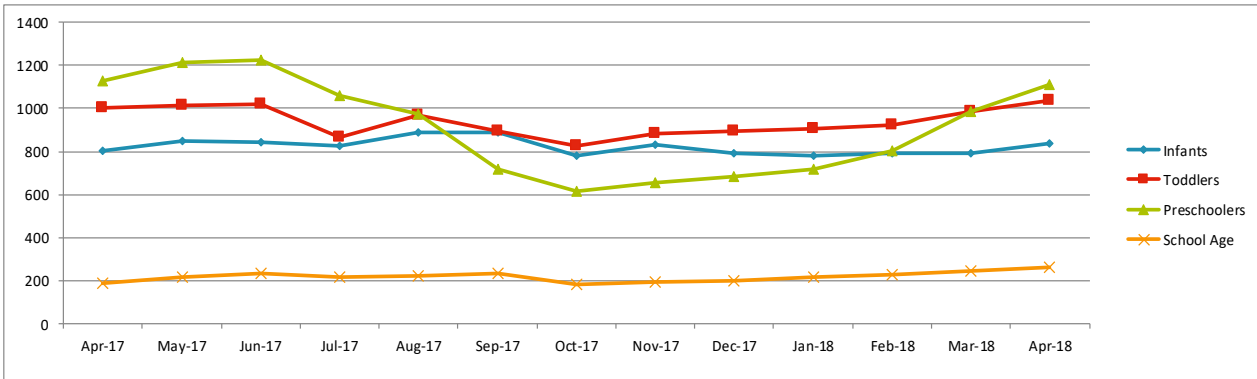
	Child	Family
Entered By:		
Children's Council	95	32% 82
Wu Yee Children's Services	69	23% 63
Title 5s	73	25% 67
Community Based-Organizations	21	7% 17
Family (Online Self-Application)	39	13% 34
Total	297	100% 263

2. Waiting Detail

2.1 - Children by age

Age Category	# of children on list	
Infants (0-17.9 months)	840	26%
Toddlers (18-35.9 months)	1037	32%
Preschoolers (3-4.99 years)	1110	34%
School Age (5+ years)	263	8%
Total	3250	
<i>Academic 2 years old (12/2/15 - 12/1/16)</i>	564	17%*
<i>Academic 3 years old (12/2/14 - 12/1/15)</i>	939	29%*
<i>Academic 4 years old (9/2/13 - 12/1/14)</i>	799	25%*
subtotal	2302	71%*

* % relative to total 3250



2.2 - Children by income rank and age

Income rank range	Infants (0-17.9 months)	Toddlers (18-35.9) months	Preschoolers (3-4.99) years	School Age (5+) years	Total		Academic 2 year old	Academic 3 year old	Academic 4 year old	Total	
						%					%
1-10	119	116	124	33	392	12%	65	93	77	235	11%
11-20	122	129	134	31	416	13%	69	123	71	263	12%
21-30	190	231	209	79	709	22%	113	206	112	431	20%
31-40	155	194	209	45	603	19%	113	174	117	404	19%
41-50	105	137	158	37	437	14%	86	125	86	297	14%
51-60	61	93	95	15	264	8%	57	76	53	186	9%
61-70	51	55	70	10	186	6%	27	57	42	126	6%
71-85	25	60	64	10	159	5%	22	61	41	124	6%
86-110	9	19	39	3	70	2%	11	18	25	54	3%

* % was relative to total 2302 Academic 2, 3 & 4 year olds

2.3 - Children in other high-need categories (children may be in more than one category)

	# of children on list
Homeless or Seeking Permanent Housing	257
Residing in Homeless or DV Shelter	25
Child Protective Services (CPS)	8
At Risk Referrals*	0
Special Needs (Child with IFSP/IEP)	72

*A referral written by a licensed professional to perform health, medical or social services in CA stating the child is at risk of neglect, abuse or exploitation.

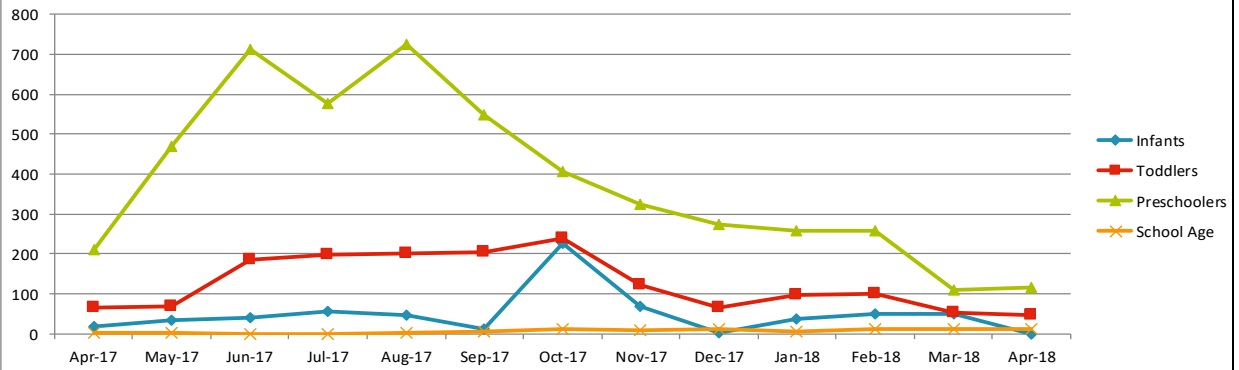
3. Pull Detail

3.1 - Available vacancies and number of children pulled

Agency and Subsidy Types	Available Vacancies	Children Pulled	Children Pulled Per Vacancy
Title 5s (CSPP, CCTR, Head Start)	79	129	1.6
AP Voucher (CAPP, CFCC)	0	0	0.0
ELS - Reserved	14	45	3.2
ELS - Voucher	0	0	0.0
Total	93	174	1.9

3.2 - Number of children pulled for vacancies

By age (on report date):			Academic Age:		
Infants (0-17.9 months)	0	0%	2 years old (12/2/15 - 12/1/16)	14	9%
Toddlers (18-35.9 months)	47	27%	3 years old (12/2/14 - 12/1/15)	55	35%
Preschoolers (3-4.99 years)	115	66%	4 years old (9/2/13 - 12/1/14)	88	56%
School Age (5+ years)	12	7%	Subtotal	157	100%
Total	174	100%	% of total		90%



3.3 - Responses

# of children pulled				
Family Unreachable			38	22%
Responses			136	78%
Referred to Contractor		91	67%	
Declined Vacancies		45	33%	
Total Pulls			174	100%

*%s are based on the # of children who responded

3.4 - Declined Reasons

Type of Subsidy	Already in care	Family moved out of SF	No match with available sites	Not age eligible	Over income	Too far/no transportation	Wants different center	Wants different hours	Wants FT care	Wants other specific site	Child is not ready for care	Updated record—parent declined (parent choice)	Inactivated - family unreachable	Total	% of total non-referred
ELS - Voucher (WY)	0	0	0	0	0	0	0	0	0	0	0	0	0	0	0%
ELS - Voucher (CC)	0	0	0	0	0	0	0	0	0	0	0	0	0	0	0%
ELS - Reserve	3	0	2	0	2	4	6	2	0	0	1	0	7	27	33%
Title 5	3	1	0	0	1	11	4	2	1	0	2	0	31	56	67%
CAPP	0	0	0	0	0	0	0	0	0	0	0	0	0	0	0%
Head Start	0	0	0	0	0	0	0	0	0	0	0	0	0	0	0%
Total	6	1	2	0	3	15	10	4	1	0	3	0	38	83	100%

3.5 – Monthly Pull Log

April 2018 Pull Detail

Date of Pull	Subsidy	Agency	# of vacancies	# of kids pulled	income rank range	# of responses	# of children referred
4/19/2018	CCTR	Chinatown Community Children's Center - Clay Site(Title5)	10	13	1 - 63	12	7
4/30/2018	CCTR	Chinatown Community Children's Center - Clay Site(Title5)	3	7	25 - 80	7	6
4/3/2018	CSPP FullDay	True Sunshine Preschool Center (Title 5)	1	1	17	0	0
4/3/2018	CSPP FullDay	SFUSD-Tule Elk Park (3-5 yr, afterschool, 94123)(Title 5)	3	4	1 - 79	4	4
4/4/2018	CSPP FullDay	True Sunshine Preschool Center (Title 5)	1	1	51	1	1
4/5/2018	CSPP FullDay	True Sunshine Preschool Center (Title 5)	1	2	1 - 40	1	1
4/6/2018	CSPP FullDay	Glide Family Youth & Childcare (FYCC)(Title 5)	3	8	1 - 80	6	5
4/6/2018	CSPP FullDay	South of Market Yerba Buena Gardens CDC (Title 5)	3	10	1 - 80	6	4
4/9/2018	CSPP FullDay	Mission Child Care Consortium(Title 5)	5	2	44	2	2
4/11/2018	CSPP FullDay	FranDeJA Enrichment Center-Gilman(Title 5)	3	6	23 - 57	4	3
4/16/2018	CSPP FullDay	True Sunshine Preschool Center (Title 5)	1	4	1 - 51	3	3
4/19/2018	CSPP FullDay	Good Samaritan Family Resource Center(Title 5)	2	10	1 - 46	8	5
4/20/2018	CSPP FullDay	FranDeJA Enrichment Center-Gilman(Title 5)	3	8	1 - 23	7	3
4/27/2018	CSPP FullDay	Good Samaritan Family Resource Center(Title 5)	4	10	2 - 57	8	7
4/5/2018	CSPP PartDay	SFUSD-Malcolm X (3-5 yr, 94124)(Title 5)	2	5	1 - 64	4	3
4/5/2018	CSPP PartDay	SFUSD-Drew, Dr. Charles (3-5yr & afterschool, 94124)(Title 5)	12	15	1 - 90	10	9
4/25/2018	CSPP PartDay	City College-Mission Full-Day Preschool	9	8	34 - 76	7	4
4/26/2018	CSPP PartDay	SFUSD-Leola Havard (3-5 yr, afterschool, 94124)(Title 5)	13	15	1 - 64	8	6
4/3/2018	ELS - Reserve	Children's Council of San Francisco	10	45	1 - 84	38	18
		Total	89	174		136	91

* The total number of responses in the *Monthly Pull Log by Date* is relative to the data in *Responses to slot offer, section 3*

ELS Reserved Pull Detail Report

Data reported on this table is from 4/1/18 – 4/30/18.

Subsidy	Agency	Child Care Setting	# of vacancies	# of children referred	Enrolled
ELS - Reserved	Azucena Family Day Care	FCC	2	1	1
ELS - Reserved	Chibi Chan Preschool	Center	1	0	1
ELS - Reserved	CHILD'S TIME PRESCHOOL	Center	1	3	0
ELS - Reserved	DELIA'S LITTLE ANGELS	FCC	1	0	1
ELS - Reserved	FRANDELJA ENRICHMENT CTR INC	Center	2	0	0
ELS - Reserved	LA LENGUA BILINGUAL PRESCHOOL	Center	1	0	0
ELS - Reserved	LITTLE LEAPS AND BOUNDS	FCC	1	1	0
ELS - Reserved	LITTLE SUNSHINE PRESCHOOL	FCC	3	7	1
ELS - Reserved	POTRERO KIDS	Center	4	3	4
ELS - Reserved	Shmidt, Marina & Yakov	FCC	1	0	0
ELS - Reserved	Slippery Fish Initiative, Inc. - Slippery Fish Initiative, Inc.	Center	1	3	0
	Total		14	18	8
	Total # of children pulled				45
	Total # of responses				38

Appendix – detailed age breakdown for each zip code

Zip Code	Infants 0-17.9 months	Toddlers 18-35.9 months	Preschoolers 3-4.9 years	School Age 5+ years	Subtotal
91206	1	0	0	0	1
91364	0	0	1	0	1
94011	0	0	1	0	1
94012	1	0	0	0	1
94014	9	17	13	3	42
94015	4	7	8	2	21
94044	0	1	3	1	5
94061	0	0	1	0	1
94065	0	0	0	1	1
94066	4	2	1	0	7
94080	0	5	5	0	10
94102	32	48	50	7	137
94103	37	54	53	17	161
94104	1	2	0	2	5
94105	6	2	1	1	10
94107	16	22	21	9	68
94108	27	19	19	0	65
94109	22	30	38	14	104
94110	66	79	114	20	279
94111	3	5	5	2	15
94112	166	224	204	36	630
94114	1	9	8	2	20
94115	11	12	26	9	58
94116	32	34	47	5	118
94117	10	16	21	1	48
94118	10	17	22	5	54
94120	0	0	1	0	1
94121	14	24	32	10	80
94122	19	32	43	13	107
94123	0	4	3	0	7
94124	140	150	142	40	472
94127	5	3	7	1	16
94129	0	0	2	0	2
94130	6	4	9	2	21
94131	5	7	12	1	25
94132	18	19	25	11	73
94133	41	32	24	3	100
94134	98	121	119	29	367
94141	0	0	1	0	1
94158	8	10	9	1	28
94188	1	0	0	0	1
94501	1	0	0	0	1
94509	0	0	1	0	1
94510	0	0	1	0	1
94520	1	0	0	0	1
94530	0	1	0	1	2
94531	0	1	0	0	1
94536	1	0	0	0	1
94540	0	0	0	1	1
94541	0	4	0	0	4
94545	0	1	0	0	1
94546	0	0	1	0	1
94547	0	1	0	0	1
94551	1	0	0	0	1
94561	0	0	1	0	1
94564	0	0	1	0	1
94565	2	1	0	3	6
94577	1	0	0	0	1
94578	1	0	2	0	3
94579	0	2	1	0	3
94587	0	0	0	1	1
94590	1	2	1	0	4
94591	0	3	1	1	5
94596	0	1	0	0	1
94601	0	1	0	0	1
94603	0	1	0	0	1
94605	1	1	1	0	3
94606	1	1	0	0	2
94607	2	0	0	0	2
94608	0	0	1	0	1
94609	0	0	1	0	1
94612	1	0	0	0	1
94618	0	0	1	0	1
94621	1	0	0	0	1
94704	1	0	0	1	2
94801	2	1	0	2	5
94803	1	0	1	0	2
94804	1	1	0	0	2
94806	3	1	2	2	8
94945	0	0	0	3	3
95050	0	0	1	0	1
95812	0	1	0	0	1
95823	0	0	1	0	1
95831	1	0	0	0	1
95833	1	0	0	0	1
95835	0	1	0	0	1
95842	1	0	0	0	1
Total	840	1037	1110	263	3250

Income Ranking Table 2017

Contractors will use the attached income ranking table when determining enrollment and disenrollment priority order.

Rank	Family Size											
	1-2	3	4	5	6	7	8	9	10	11	12	
1	\$ 58	\$ 62	\$ 70	\$ 81	\$ 92	\$ 94	\$ 96	\$ 98	\$ 100	\$ 102	\$ 105	
2	\$ 115	\$ 124	\$ 139	\$ 162	\$ 184	\$ 188	\$ 192	\$ 196	\$ 201	\$ 205	\$ 209	
3	\$ 173	\$ 186	\$ 209	\$ 242	\$ 276	\$ 282	\$ 288	\$ 295	\$ 301	\$ 307	\$ 314	
4	\$ 230	\$ 248	\$ 279	\$ 323	\$ 368	\$ 376	\$ 385	\$ 393	\$ 401	\$ 410	\$ 418	
5	\$ 288	\$ 310	\$ 348	\$ 404	\$ 460	\$ 470	\$ 481	\$ 491	\$ 502	\$ 512	\$ 523	
6	\$ 345	\$ 372	\$ 418	\$ 485	\$ 552	\$ 564	\$ 577	\$ 589	\$ 602	\$ 615	\$ 627	
7	\$ 403	\$ 434	\$ 488	\$ 566	\$ 644	\$ 658	\$ 673	\$ 688	\$ 702	\$ 717	\$ 732	
8	\$ 461	\$ 496	\$ 557	\$ 647	\$ 736	\$ 752	\$ 769	\$ 786	\$ 803	\$ 819	\$ 836	
9	\$ 518	\$ 558	\$ 627	\$ 727	\$ 828	\$ 847	\$ 865	\$ 884	\$ 903	\$ 922	\$ 941	
10	\$ 576	\$ 620	\$ 697	\$ 808	\$ 920	\$ 941	\$ 961	\$ 982	\$ 1,003	\$ 1,024	\$ 1,045	10%
11	\$ 633	\$ 682	\$ 766	\$ 889	\$ 1,012	\$ 1,035	\$ 1,058	\$ 1,081	\$ 1,104	\$ 1,127	\$ 1,150	
12	\$ 691	\$ 744	\$ 836	\$ 970	\$ 1,104	\$ 1,129	\$ 1,154	\$ 1,179	\$ 1,204	\$ 1,229	\$ 1,254	
13	\$ 748	\$ 806	\$ 906	\$ 1,051	\$ 1,196	\$ 1,223	\$ 1,250	\$ 1,277	\$ 1,304	\$ 1,331	\$ 1,359	
14	\$ 806	\$ 868	\$ 975	\$ 1,131	\$ 1,288	\$ 1,317	\$ 1,346	\$ 1,375	\$ 1,405	\$ 1,434	\$ 1,463	
15	\$ 864	\$ 930	\$ 1,045	\$ 1,212	\$ 1,379	\$ 1,411	\$ 1,442	\$ 1,474	\$ 1,505	\$ 1,536	\$ 1,568	
16	\$ 921	\$ 992	\$ 1,115	\$ 1,293	\$ 1,471	\$ 1,505	\$ 1,538	\$ 1,572	\$ 1,605	\$ 1,639	\$ 1,672	
17	\$ 979	\$ 1,054	\$ 1,184	\$ 1,374	\$ 1,563	\$ 1,599	\$ 1,634	\$ 1,670	\$ 1,706	\$ 1,741	\$ 1,777	
18	\$ 1,036	\$ 1,116	\$ 1,254	\$ 1,455	\$ 1,655	\$ 1,693	\$ 1,731	\$ 1,768	\$ 1,806	\$ 1,844	\$ 1,881	
19	\$ 1,094	\$ 1,178	\$ 1,324	\$ 1,536	\$ 1,747	\$ 1,787	\$ 1,827	\$ 1,867	\$ 1,906	\$ 1,946	\$ 1,986	
20	\$ 1,151	\$ 1,240	\$ 1,393	\$ 1,616	\$ 1,839	\$ 1,881	\$ 1,923	\$ 1,965	\$ 2,007	\$ 2,048	\$ 2,090	20%
21	\$ 1,209	\$ 1,302	\$ 1,463	\$ 1,697	\$ 1,931	\$ 1,975	\$ 2,019	\$ 2,063	\$ 2,107	\$ 2,151	\$ 2,195	
22	\$ 1,267	\$ 1,364	\$ 1,533	\$ 1,778	\$ 2,023	\$ 2,069	\$ 2,115	\$ 2,161	\$ 2,207	\$ 2,253	\$ 2,299	
23	\$ 1,324	\$ 1,426	\$ 1,602	\$ 1,859	\$ 2,115	\$ 2,163	\$ 2,211	\$ 2,259	\$ 2,308	\$ 2,356	\$ 2,404	
24	\$ 1,382	\$ 1,488	\$ 1,672	\$ 1,940	\$ 2,207	\$ 2,257	\$ 2,308	\$ 2,358	\$ 2,408	\$ 2,458	\$ 2,508	
25	\$ 1,439	\$ 1,550	\$ 1,742	\$ 2,020	\$ 2,299	\$ 2,351	\$ 2,404	\$ 2,456	\$ 2,508	\$ 2,560	\$ 2,613	
26	\$ 1,497	\$ 1,612	\$ 1,811	\$ 2,101	\$ 2,391	\$ 2,445	\$ 2,500	\$ 2,554	\$ 2,609	\$ 2,663	\$ 2,717	
27	\$ 1,554	\$ 1,674	\$ 1,881	\$ 2,182	\$ 2,483	\$ 2,540	\$ 2,596	\$ 2,652	\$ 2,709	\$ 2,765	\$ 2,822	
28	\$ 1,612	\$ 1,736	\$ 1,951	\$ 2,263	\$ 2,575	\$ 2,634	\$ 2,692	\$ 2,751	\$ 2,809	\$ 2,868	\$ 2,926	
29	\$ 1,670	\$ 1,798	\$ 2,020	\$ 2,344	\$ 2,667	\$ 2,728	\$ 2,788	\$ 2,849	\$ 2,909	\$ 2,970	\$ 3,031	
30	\$ 1,727	\$ 1,860	\$ 2,090	\$ 2,425	\$ 2,759	\$ 2,822	\$ 2,884	\$ 2,947	\$ 3,010	\$ 3,073	\$ 3,135	30%
31	\$ 1,785	\$ 1,922	\$ 2,160	\$ 2,505	\$ 2,851	\$ 2,916	\$ 2,981	\$ 3,045	\$ 3,110	\$ 3,175	\$ 3,240	
32	\$ 1,842	\$ 1,984	\$ 2,229	\$ 2,586	\$ 2,943	\$ 3,010	\$ 3,077	\$ 3,144	\$ 3,210	\$ 3,277	\$ 3,344	
33	\$ 1,900	\$ 2,046	\$ 2,299	\$ 2,667	\$ 3,035	\$ 3,104	\$ 3,173	\$ 3,242	\$ 3,311	\$ 3,380	\$ 3,449	
34	\$ 1,957	\$ 2,108	\$ 2,369	\$ 2,748	\$ 3,127	\$ 3,198	\$ 3,269	\$ 3,340	\$ 3,411	\$ 3,482	\$ 3,553	
35	\$ 2,015	\$ 2,170	\$ 2,439	\$ 2,829	\$ 3,219	\$ 3,292	\$ 3,365	\$ 3,438	\$ 3,511	\$ 3,585	\$ 3,658	
36	\$ 2,073	\$ 2,232	\$ 2,508	\$ 2,909	\$ 3,311	\$ 3,386	\$ 3,461	\$ 3,537	\$ 3,612	\$ 3,687	\$ 3,762	
37	\$ 2,130	\$ 2,294	\$ 2,578	\$ 2,990	\$ 3,403	\$ 3,480	\$ 3,557	\$ 3,635	\$ 3,712	\$ 3,789	\$ 3,867	
38	\$ 2,188	\$ 2,356	\$ 2,648	\$ 3,071	\$ 3,495	\$ 3,574	\$ 3,654	\$ 3,733	\$ 3,812	\$ 3,892	\$ 3,971	
39	\$ 2,245	\$ 2,418	\$ 2,717	\$ 3,152	\$ 3,587	\$ 3,668	\$ 3,750	\$ 3,831	\$ 3,913	\$ 3,994	\$ 4,076	
40	\$ 2,303	\$ 2,480	\$ 2,787	\$ 3,233	\$ 3,679	\$ 3,762	\$ 3,846	\$ 3,929	\$ 4,013	\$ 4,097	\$ 4,180	40% SMI
41	\$ 2,360	\$ 2,542	\$ 2,857	\$ 3,314	\$ 3,771	\$ 3,856	\$ 3,942	\$ 4,028	\$ 4,113	\$ 4,199	\$ 4,285	
42	\$ 2,418	\$ 2,604	\$ 2,926	\$ 3,394	\$ 3,863	\$ 3,950	\$ 4,038	\$ 4,126	\$ 4,214	\$ 4,302	\$ 4,389	
43	\$ 2,476	\$ 2,666	\$ 2,996	\$ 3,475	\$ 3,955	\$ 4,044	\$ 4,134	\$ 4,224	\$ 4,314	\$ 4,404	\$ 4,494	
44	\$ 2,533	\$ 2,728	\$ 3,066	\$ 3,556	\$ 4,047	\$ 4,138	\$ 4,230	\$ 4,322	\$ 4,414	\$ 4,506	\$ 4,598	

Rank	Family Size											
	1-2	3	4	5	6	7	8	9	10	11	12	
45	\$ 2,591	\$ 2,790	\$ 3,135	\$ 3,637	\$ 4,138	\$ 4,233	\$ 4,327	\$ 4,421	\$ 4,515	\$ 4,609	\$ 4,703	
46	\$ 2,648	\$ 2,852	\$ 3,205	\$ 3,718	\$ 4,230	\$ 4,327	\$ 4,423	\$ 4,519	\$ 4,615	\$ 4,711	\$ 4,807	
47	\$ 2,706	\$ 2,914	\$ 3,275	\$ 3,798	\$ 4,322	\$ 4,421	\$ 4,519	\$ 4,617	\$ 4,715	\$ 4,814	\$ 4,912	
48	\$ 2,763	\$ 2,976	\$ 3,344	\$ 3,879	\$ 4,414	\$ 4,515	\$ 4,615	\$ 4,715	\$ 4,816	\$ 4,916	\$ 5,016	
49	\$ 2,821	\$ 3,038	\$ 3,414	\$ 3,960	\$ 4,506	\$ 4,609	\$ 4,711	\$ 4,814	\$ 4,916	\$ 5,018	\$ 5,121	
50	\$ 2,879	\$ 3,100	\$ 3,484	\$ 4,041	\$ 4,598	\$ 4,703	\$ 4,807	\$ 4,912	\$ 5,016	\$ 5,121	\$ 5,225	50% SMI
51	\$ 2,936	\$ 3,162	\$ 3,553	\$ 4,122	\$ 4,690	\$ 4,797	\$ 4,903	\$ 5,010	\$ 5,117	\$ 5,223	\$ 5,330	
52	\$ 2,994	\$ 3,224	\$ 3,623	\$ 4,203	\$ 4,782	\$ 4,891	\$ 5,000	\$ 5,108	\$ 5,217	\$ 5,326	\$ 5,434	
53	\$ 3,051	\$ 3,286	\$ 3,693	\$ 4,283	\$ 4,874	\$ 4,985	\$ 5,096	\$ 5,207	\$ 5,317	\$ 5,428	\$ 5,539	
54	\$ 3,109	\$ 3,348	\$ 3,762	\$ 4,364	\$ 4,966	\$ 5,079	\$ 5,192	\$ 5,305	\$ 5,418	\$ 5,531	\$ 5,643	
55	\$ 3,166	\$ 3,410	\$ 3,832	\$ 4,445	\$ 5,058	\$ 5,173	\$ 5,288	\$ 5,403	\$ 5,518	\$ 5,633	\$ 5,748	
56	\$ 3,224	\$ 3,472	\$ 3,902	\$ 4,526	\$ 5,150	\$ 5,267	\$ 5,384	\$ 5,501	\$ 5,618	\$ 5,735	\$ 5,852	
57	\$ 3,282	\$ 3,534	\$ 3,971	\$ 4,607	\$ 5,242	\$ 5,361	\$ 5,480	\$ 5,600	\$ 5,719	\$ 5,838	\$ 5,957	
58	\$ 3,339	\$ 3,596	\$ 4,041	\$ 4,688	\$ 5,334	\$ 5,455	\$ 5,577	\$ 5,698	\$ 5,819	\$ 5,940	\$ 6,061	
59	\$ 3,397	\$ 3,658	\$ 4,111	\$ 4,768	\$ 5,426	\$ 5,549	\$ 5,673	\$ 5,796	\$ 5,919	\$ 6,043	\$ 6,166	
60	\$ 3,454	\$ 3,720	\$ 4,180	\$ 4,849	\$ 5,518	\$ 5,643	\$ 5,769	\$ 5,894	\$ 6,020	\$ 6,145	\$ 6,270	60% SMI
61	\$ 3,512	\$ 3,782	\$ 4,250	\$ 4,930	\$ 5,610	\$ 5,737	\$ 5,865	\$ 5,992	\$ 6,120	\$ 6,247	\$ 6,375	
62	\$ 3,569	\$ 3,844	\$ 4,320	\$ 5,011	\$ 5,702	\$ 5,832	\$ 5,961	\$ 6,091	\$ 6,220	\$ 6,350	\$ 6,479	
63	\$ 3,627	\$ 3,906	\$ 4,389	\$ 5,092	\$ 5,794	\$ 5,926	\$ 6,057	\$ 6,189	\$ 6,321	\$ 6,452	\$ 6,584	
64	\$ 3,685	\$ 3,968	\$ 4,459	\$ 5,172	\$ 5,886	\$ 6,020	\$ 6,153	\$ 6,287	\$ 6,421	\$ 6,555	\$ 6,688	
65	\$ 3,742	\$ 4,030	\$ 4,529	\$ 5,253	\$ 5,978	\$ 6,114	\$ 6,250	\$ 6,385	\$ 6,521	\$ 6,657	\$ 6,793	
66	\$ 3,800	\$ 4,092	\$ 4,598	\$ 5,334	\$ 6,070	\$ 6,208	\$ 6,346	\$ 6,484	\$ 6,622	\$ 6,760	\$ 6,897	
67	\$ 3,857	\$ 4,154	\$ 4,668	\$ 5,415	\$ 6,162	\$ 6,302	\$ 6,442	\$ 6,582	\$ 6,722	\$ 6,862	\$ 7,002	
68	\$ 3,915	\$ 4,216	\$ 4,738	\$ 5,496	\$ 6,254	\$ 6,396	\$ 6,538	\$ 6,680	\$ 6,822	\$ 6,964	\$ 7,107	
69	\$ 3,973	\$ 4,278	\$ 4,807	\$ 5,577	\$ 6,346	\$ 6,490	\$ 6,634	\$ 6,778	\$ 6,923	\$ 7,067	\$ 7,211	
70	\$ 4,030	\$ 4,340	\$ 4,877	\$ 5,657	\$ 6,438	\$ 6,584	\$ 6,730	\$ 6,877	\$ 7,023	\$ 7,169	\$ 7,316	70% SMI
71	\$ 4,088	\$ 4,402	\$ 4,947	\$ 5,738	\$ 6,530	\$ 6,678	\$ 6,826	\$ 6,975	\$ 7,123	\$ 7,272	\$ 7,420	
72	\$ 4,145	\$ 4,464	\$ 5,016	\$ 5,819	\$ 6,622	\$ 6,772	\$ 6,923	\$ 7,073	\$ 7,224	\$ 7,374	\$ 7,525	
73	\$ 4,203	\$ 4,526	\$ 5,086	\$ 5,900	\$ 6,714	\$ 6,866	\$ 7,019	\$ 7,171	\$ 7,324	\$ 7,476	\$ 7,629	
74	\$ 4,260	\$ 4,588	\$ 5,156	\$ 5,981	\$ 6,806	\$ 6,960	\$ 7,115	\$ 7,270	\$ 7,424	\$ 7,579	\$ 7,734	
75	\$ 4,318	\$ 4,650	\$ 5,225	\$ 6,061	\$ 6,897	\$ 7,054	\$ 7,211	\$ 7,368	\$ 7,525	\$ 7,681	\$ 7,838	
76	\$ 4,376	\$ 4,712	\$ 5,295	\$ 6,142	\$ 6,989	\$ 7,148	\$ 7,307	\$ 7,466	\$ 7,625	\$ 7,784	\$ 7,943	
77	\$ 4,433	\$ 4,774	\$ 5,365	\$ 6,223	\$ 7,081	\$ 7,242	\$ 7,403	\$ 7,564	\$ 7,725	\$ 7,886	\$ 8,047	
78	\$ 4,491	\$ 4,836	\$ 5,434	\$ 6,304	\$ 7,173	\$ 7,336	\$ 7,499	\$ 7,662	\$ 7,826	\$ 7,989	\$ 8,152	
79	\$ 4,548	\$ 4,898	\$ 5,504	\$ 6,385	\$ 7,265	\$ 7,430	\$ 7,596	\$ 7,761	\$ 7,926	\$ 8,091	\$ 8,256	
80	\$ 4,606	\$ 4,960	\$ 5,574	\$ 6,466	\$ 7,357	\$ 7,525	\$ 7,692	\$ 7,859	\$ 8,026	\$ 8,193	\$ 8,361	
81	\$ 4,663	\$ 5,022	\$ 5,643	\$ 6,546	\$ 7,449	\$ 7,619	\$ 7,788	\$ 7,957	\$ 8,127	\$ 8,296	\$ 8,465	
82	\$ 4,721	\$ 5,084	\$ 5,713	\$ 6,627	\$ 7,541	\$ 7,713	\$ 7,884	\$ 8,055	\$ 8,227	\$ 8,398	\$ 8,570	
83	\$ 4,779	\$ 5,146	\$ 5,783	\$ 6,708	\$ 7,633	\$ 7,807	\$ 7,980	\$ 8,154	\$ 8,327	\$ 8,501	\$ 8,674	
84	\$ 4,836	\$ 5,208	\$ 5,852	\$ 6,789	\$ 7,725	\$ 7,901	\$ 8,076	\$ 8,252	\$ 8,427	\$ 8,603	\$ 8,779	
85	\$ 4,894	\$ 5,270	\$ 5,922	\$ 6,870	\$ 7,817	\$ 7,995	\$ 8,172	\$ 8,350	\$ 8,528	\$ 8,705	\$ 8,883	85% SMI

Based on updated SMI from 2015 American Community Survey (2015 ACS)
Information provided by California Department of Finance, June 2017

California Department of Education
June 2017