

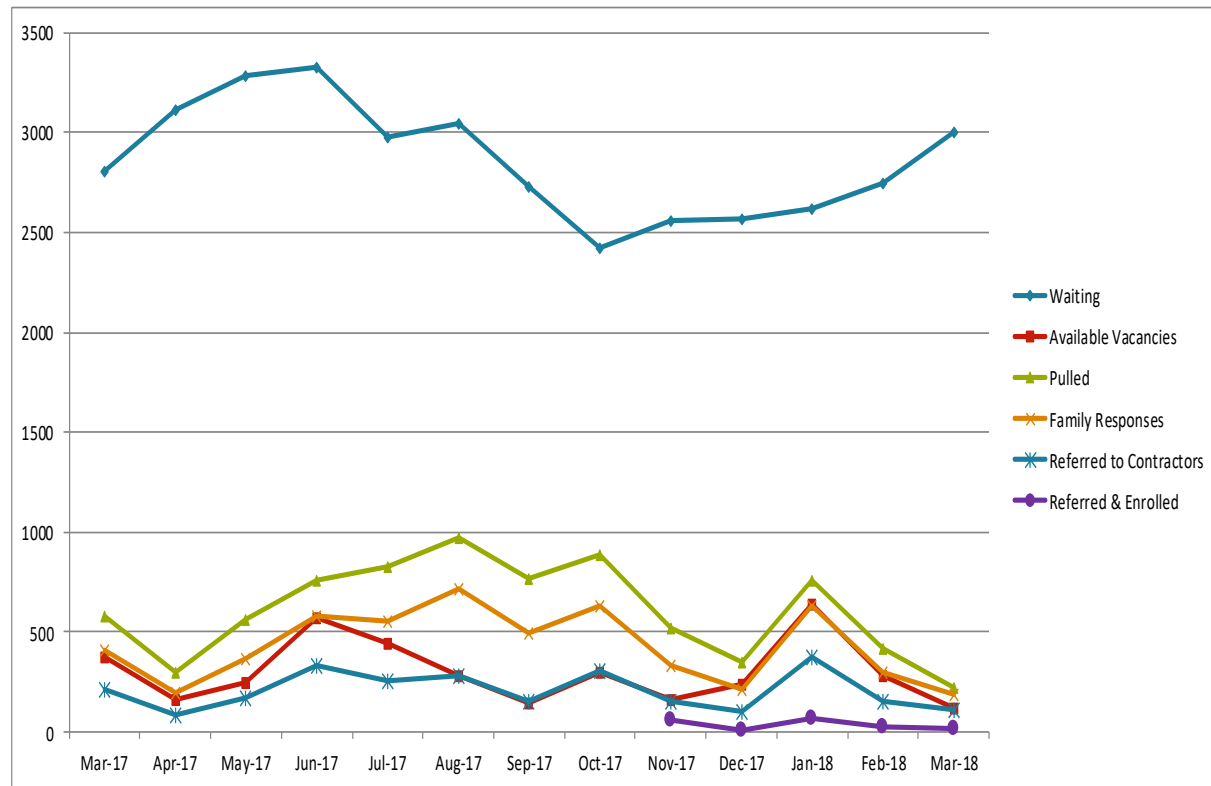


SAN FRANCISCO CHILD CARE CONNECTION (SF3C) MONTHLY REPORT – March 2018

Monthly Totals – March 2018 (Reporting period: 3/1/18 – 3/31/18)

Summary

	Child	Family
Waiting (as of 2/28)	2749	2456
Waiting (as of 3/31)	3001	2683
Available Vacancies	116	N/A
Pulled	223	205
Family Responses	188	N/A
Referred to Contractors	114	N/A
Referred in March & Enrolled	14	N/A
Enrolled in CC3/COCOA	23	N/A



*Available vacancies are reported by contractors; this number may be somewhat overestimated if contractors have listed available vacancies more than once when self-selecting children from the SF3C database.

*Referred in March and Enrolled figure reflects reported enrollments from March referrals.

*Enrolled in CC3/COCOA includes previous months referrals that have enrollments reported in the current month.

1. New Application

1.1

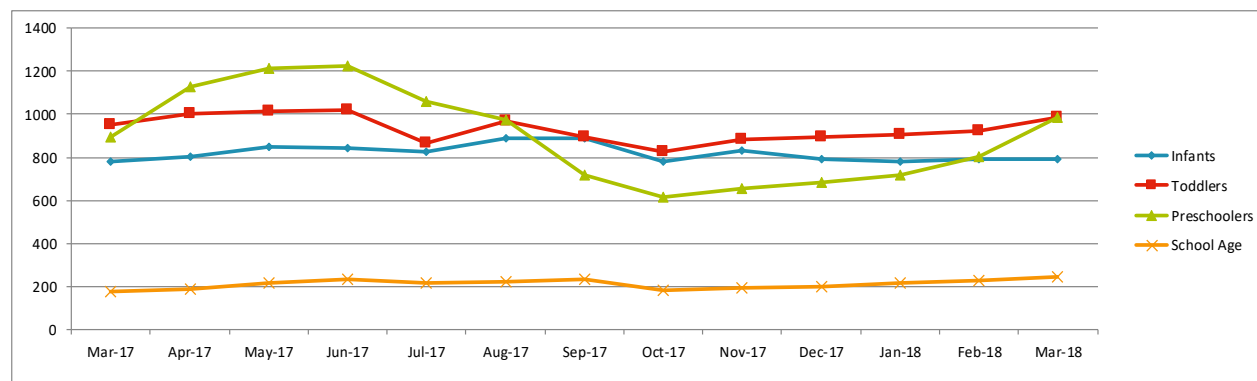
	Child	Family
Entered By:		
Children's Council	102	34%
Wu Yee Children's Services	67	22%
Title 5s	81	27%
Community Based-Organizations	15	5%
Family (Online Self-Application)	37	12%
Total	302	100%
		277

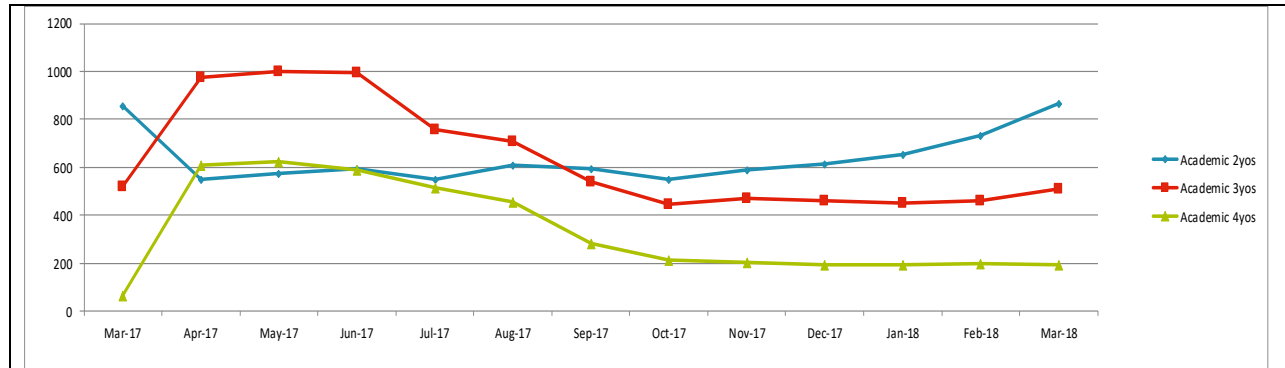
2. Waiting Detail

2.1 - Children by age

Age Category	# of children on list	
Infants (0-17.9 months)	790	26%
Toddlers (18-35.9 months)	983	33%
Preschoolers (3-4.99 years)	985	33%
School Age (5+ years)	243	8%
Total	3001	
<i>Academic 2 years old (12/2/14 - 12/1/15)</i>	868	29%*
<i>Academic 3 years old (12/2/13 - 12/1/14)</i>	509	17%*
<i>Academic 4 years old (9/2/12 - 12/1/13)</i>	195	6%*
subtotal	1572	52%*

* % relative to total 2749





2.2 - Children by income rank and age

Income rank range	Infants (0-17.9 months)	Toddlers (18-35.9) months	Preschoolers (3-4.99) years	School Age (5+) years	Total	Academic 2 year old	Academic 3 year old	Academic 4 year old	Total
1-10	100	96	103	29	328	76	58	29	163
11-20	109	121	121	31	382	118	59	22	199
21-30	181	206	186	75	648	186	89	47	322
31-40	160	193	173	34	560	158	89	27	274
41-50	98	136	145	37	416	121	76	20	217
51-60	59	93	95	19	266	73	50	15	138
61-70	48	54	64	8	174	55	31	13	99
71-85	26	59	54	7	146	56	36	8	100
86-110	6	22	36	3	67	19	18	13	50

* % was relative to total 1572 Academic 2, 3 & 4 year olds

2.3 - Children in other high-need categories (children may be in more than one category)

	# of children on list
Homeless or Seeking Permanent Housing	230
Residing in Homeless or DV Shelter	21
Child Protective Services (CPS)	3
At Risk Referrals*	0
Special Needs (Child with IFSP/IEP)	60

*A referral written by a licensed professional to perform health, medical or social services in CA stating the child is at risk of neglect, abuse or exploitation.

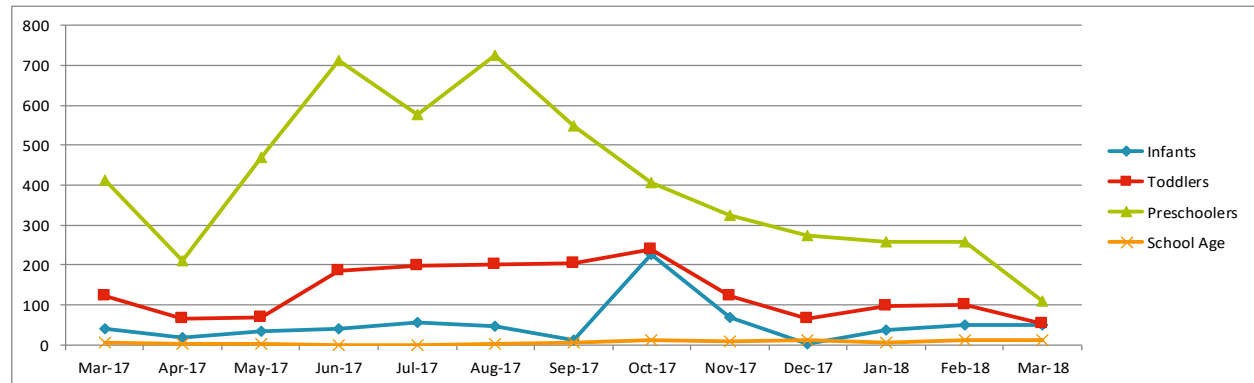
3. Pull Detail

3.1 - Available vacancies and number of children pulled

Agency and Subsidy Types	Available Vacancies	Children Pulled	Children Pulled Per Vacancy
Title 5s (CSPP, CCTR, Head Start)	28	42	1.5
AP Voucher (CAPP, CFCC)	75	76	1.0
ELS - Reserved	13	105	8.1
ELS - Voucher	0	0	0.0
Total	116	223	1.9

3.2 - Number of children pulled for vacancies

By age (on report date):			Academic Age:		
Infants (0-17.9 months)	49	22%	2 years old (12/2/14 - 12/1/15)	69	50%
Toddlers (18-35.9 months)	53	24%	3 years old (12/2/13 - 12/1/14)	44	32%
Preschoolers (3-4.99 years)	109	49%	4 years old (9/2/12 - 12/1/13)	25	18%
School Age (5+ years)	12	5%	Subtotal	138	100%
Total	223	100%		% of total	62%



3.3 - Responses

# of children pulled			
Family Unreachable		35	16%
Responses		188	84%
Referred to Contractor	114	61%	
Declined Vacancies	74	39%	
Total Pulls		223	100%

*%s are based on the # of children who responded

3.4 – Declined Reasons

Type of Subsidy	Already in care	Family moved out of SF	No match with available sites	Not age eligible	Over income	Too far/no transportation	Wants different center	Wants different hours	Wants FT care	Wants other specific site	Child is not ready for care	Updated record—parent declined (parent choice)	Inactivated - family unreachable	Total	% of total non-referred
ELS - Voucher (WY)	0	0	0	0	0	0	0	0	0	0	0	0	0	0	0%
ELS - Voucher (CC)	0	0	0	0	0	0	0	0	0	0	0	0	0	0	0%
ELS - Reserve	8	0	2	0	0	6	21	1	0	0	1	5	16	60	55%
Title 5	0	0	0	0	0	4	1	0	0	0	0	1	6	12	11%
CAPP	8	3	0	0	3	0	1	0	0	0	0	4	10	29	83%
Head Start	0	0	0	0	0	2	3	0	0	0	0	0	3	8	23%
Total	16	3	2	0	3	12	26	1	0	0	1	10	35	109	100%

3.5 – Monthly Pull Log

March 2018 Pull Detail

Date of Pull	Subsidy	Agency	# of vacancies	# of kids pulled	income rank range	# of responses	# of children referred
3/1/2018	CAPP	Children's Council of San Francisco	15	15	1 - 34	13	8
3/2/2018	CAPP	Children's Council of San Francisco	15	16	1 - 101	14	8
3/5/2018	CAPP	Children's Council of San Francisco	15	15	1 - 64	13	10
3/6/2018	CAPP	Children's Council of San Francisco	15	15	1 - 13	12	10
3/7/2018	CAPP	Children's Council of San Francisco	15	15	1 - 22	15	13
3/22/2018	CCTR	Felton Institute - Sojourner Truth Center(Title 5)	2	2	29 - 30	1	0
3/14/2018	CCTR	SFUSD-Presidio (Infant/Todd, 3-5 yr, afterschool, 9	1	2	17 - 72	2	2
3/19/2018	CSPP FullDay	FranDella Enrichment Center-Fairfax(Title 5)	3	12	1 - 49	11	7
3/13/2018	CSPP FullDay	Glide Family Youth & Childcare (FYCC)(Title 5)	1	3	1 - 36	0	0
3/9/2018	CSPP FullDay	South of Market Yerba Buena Gardens CDC (Title 5	2	4	19 - 60	2	1
3/12/2018	CSPP FullDay	True Sunshine Preschool Center (Title 5)	16	4	3 - 53	4	3
3/1/2018	ELS - Reserve	Children's Council of San Francisco	13	105	1 - 80	89	45
3/8/2018	Head Start	Mission Head Start-Mission Bay	2	10	1 - 22	8	5
3/13/2018	Head Start	Mission Head Start-Mission Bay	1	5	1 - 15	4	2
		Total	116	223		188	114

* The total number of responses in the *Monthly Pull Log by Date* is relative to the data in *Responses to slot offer, section 3*

ELS Reserved Pull Detail Report

Data reported on this table is from 3/1/18 – 3/31/18.

Subsidy	Agency	Child Care Setting	# of vacancies	# of children referred	Enrolled
ELS - Reserved	Azucena Family Day Care	FCC	2	2	1
ELS - Reserved	CHILD'S TIME PRESCHOOL	Center	1	9	0
ELS - Reserved	CROSS CULTURAL FAMILY CENTER	Center	On Hold*	17	0
ELS - Reserved	DELIA'S LITTLE ANGELS	FCC	1	3	0
ELS - Reserved	Friends of St. Francis Childcare Center	Center	On Hold*	1	0
ELS - Reserved	HOLY FAMILY DAY HOME INC-DOLORES	Center	1	1	1
ELS - Reserved	LA LENGUA BILINGUAL PRESCHOOL	Center	1	0	0
ELS - Reserved	LITTLE LEAPS AND BOUNDS	FCC	1	0	0
ELS - Reserved	Mission Child Care Consortium - Mission Child Care Consortium	Center	1	3	1
ELS - Reserved	POTRERO KIDS	Center	3	5	3
ELS - Reserved	Shmidt, Marina & Yakov	FCC	1	0	0
ELS - Reserved	Slippery Fish Initiative, Inc. - Slippery Fish Initiative, Inc.	Center	1	0	0
ELS - Reserved	Yep Li, Ai Li	FCC	On Hold*	4	0
	Total		13	45	6
	Total # of children pulled				105
	Total # of responses				89

*These providers had reported vacancies in March but decided to put their vacancies on hold.

Appendix – detailed age breakdown for each zip code

Zip Code	Infants 0-17.9 months	Toddlers 18-35.9 months	Preschoolers 3-4.9 years	School Age 5+ years	Subtotal
91206	1	0	0	0	1
91364	0	0	1	0	1
94011	0	0	1	0	1
94012	1	0	0	0	1
94014	8	17	13	2	40
94015	5	6	5	3	19
94044	0	2	1	0	3
94061	0	0	1	0	1
94065	0	0	0	1	1
94066	4	2	1	0	7
94080	3	1	5	0	9
94102	29	42	51	5	127
94103	33	51	47	17	148
94104	1	2	1	2	6
94105	4	0	2	1	7
94107	16	22	22	7	67
94108	28	18	15	1	62
94109	24	28	32	9	93
94110	61	78	105	21	265
94111	1	4	3	2	10
94112	156	209	181	30	576
94114	1	9	8	2	20
94115	11	16	22	10	59
94116	29	35	37	3	104
94117	10	14	18	1	43
94118	9	13	19	5	46
94120	0	0	1	0	1
94121	15	22	29	8	74
94122	13	34	39	13	99
94123	0	4	2	0	6
94124	132	145	128	41	446
94127	5	4	6	1	16
94129	1	0	2	0	3
94130	5	3	5	2	15
94131	5	7	12	1	25
94132	17	17	22	10	66
94133	36	27	19	1	83
94134	92	115	102	28	337
94158	7	10	11	1	29
94188	1	0	0	0	1
94501	1	0	0	0	1
94509	0	0	1	0	1
94510	0	0	1	0	1
94520	1	0	0	0	1
94530	0	1	0	1	2
94536	1	0	0	0	1
94540	0	0	0	1	1
94541	0	4	0	0	4
94545	0	1	0	0	1
94547	0	1	0	0	1
94551	1	0	0	0	1
94561	0	0	1	0	1
94564	0	0	1	0	1
94565	2	1	0	3	6
94578	1	0	1	0	2
94579	1	1	1	0	3
94587	0	0	0	1	1
94590	1	3	1	0	5
94591	0	3	1	1	5
94596	0	1	0	0	1
94601	0	1	0	0	1
94603	0	2	0	0	2
94605	1	1	1	0	3
94606	1	1	0	0	2
94607	2	0	0	0	2
94608	0	0	1	0	1
94612	1	0	0	0	1
94618	0	0	1	0	1
94621	1	0	0	0	1
94704	1	0	0	1	2
94801	2	1	0	2	5
94803	1	0	1	0	2
94804	1	1	0	0	2
94806	3	1	2	2	8
94945	0	0	0	3	3
95050	0	0	1	0	1
95812	0	1	0	0	1
95823	0	0	1	0	1
95831	1	0	0	0	1
95833	1	0	0	0	1
95835	0	1	0	0	1
95842	1	0	0	0	1
Total	790	983	985	243	3001

Income Ranking Table 2017

Contractors will use the attached income ranking table when determining enrollment and disenrollment priority order.

Rank	Family Size											
	1 - 2	3	4	5	6	7	8	9	10	11	12	
1	\$ 58	\$ 62	\$ 70	\$ 81	\$ 92	\$ 94	\$ 96	\$ 98	\$ 100	\$ 102	\$ 105	
2	\$ 115	\$ 124	\$ 139	\$ 162	\$ 184	\$ 188	\$ 192	\$ 196	\$ 201	\$ 205	\$ 209	
3	\$ 173	\$ 186	\$ 209	\$ 242	\$ 276	\$ 282	\$ 288	\$ 295	\$ 301	\$ 307	\$ 314	
4	\$ 230	\$ 248	\$ 279	\$ 323	\$ 368	\$ 376	\$ 385	\$ 393	\$ 401	\$ 410	\$ 418	
5	\$ 288	\$ 310	\$ 348	\$ 404	\$ 460	\$ 470	\$ 481	\$ 491	\$ 502	\$ 512	\$ 523	
6	\$ 345	\$ 372	\$ 418	\$ 485	\$ 552	\$ 564	\$ 577	\$ 589	\$ 602	\$ 615	\$ 627	
7	\$ 403	\$ 434	\$ 488	\$ 566	\$ 644	\$ 658	\$ 673	\$ 688	\$ 702	\$ 717	\$ 732	
8	\$ 461	\$ 496	\$ 557	\$ 647	\$ 736	\$ 752	\$ 769	\$ 786	\$ 803	\$ 819	\$ 836	
9	\$ 518	\$ 558	\$ 627	\$ 727	\$ 828	\$ 847	\$ 865	\$ 884	\$ 903	\$ 922	\$ 941	
10	\$ 576	\$ 620	\$ 697	\$ 808	\$ 920	\$ 941	\$ 961	\$ 982	\$ 1,003	\$ 1,024	\$ 1,045	10%
11	\$ 633	\$ 682	\$ 766	\$ 889	\$ 1,012	\$ 1,035	\$ 1,058	\$ 1,081	\$ 1,104	\$ 1,127	\$ 1,150	
12	\$ 691	\$ 744	\$ 836	\$ 970	\$ 1,104	\$ 1,129	\$ 1,154	\$ 1,179	\$ 1,204	\$ 1,229	\$ 1,254	
13	\$ 748	\$ 806	\$ 906	\$ 1,051	\$ 1,196	\$ 1,223	\$ 1,250	\$ 1,277	\$ 1,304	\$ 1,331	\$ 1,359	
14	\$ 806	\$ 868	\$ 975	\$ 1,131	\$ 1,288	\$ 1,317	\$ 1,346	\$ 1,375	\$ 1,405	\$ 1,434	\$ 1,463	
15	\$ 864	\$ 930	\$ 1,045	\$ 1,212	\$ 1,379	\$ 1,411	\$ 1,442	\$ 1,474	\$ 1,505	\$ 1,536	\$ 1,568	
16	\$ 921	\$ 992	\$ 1,115	\$ 1,293	\$ 1,471	\$ 1,505	\$ 1,538	\$ 1,572	\$ 1,605	\$ 1,639	\$ 1,672	
17	\$ 979	\$ 1,054	\$ 1,184	\$ 1,374	\$ 1,563	\$ 1,599	\$ 1,634	\$ 1,670	\$ 1,706	\$ 1,741	\$ 1,777	
18	\$ 1,036	\$ 1,116	\$ 1,254	\$ 1,455	\$ 1,655	\$ 1,693	\$ 1,731	\$ 1,768	\$ 1,806	\$ 1,844	\$ 1,881	
19	\$ 1,094	\$ 1,178	\$ 1,324	\$ 1,536	\$ 1,747	\$ 1,787	\$ 1,827	\$ 1,867	\$ 1,906	\$ 1,946	\$ 1,986	
20	\$ 1,151	\$ 1,240	\$ 1,393	\$ 1,616	\$ 1,839	\$ 1,881	\$ 1,923	\$ 1,965	\$ 2,007	\$ 2,048	\$ 2,090	20%
21	\$ 1,209	\$ 1,302	\$ 1,463	\$ 1,697	\$ 1,931	\$ 1,975	\$ 2,019	\$ 2,063	\$ 2,107	\$ 2,151	\$ 2,195	
22	\$ 1,267	\$ 1,364	\$ 1,533	\$ 1,778	\$ 2,023	\$ 2,069	\$ 2,115	\$ 2,161	\$ 2,207	\$ 2,253	\$ 2,299	
23	\$ 1,324	\$ 1,426	\$ 1,602	\$ 1,859	\$ 2,115	\$ 2,163	\$ 2,211	\$ 2,259	\$ 2,308	\$ 2,356	\$ 2,404	
24	\$ 1,382	\$ 1,488	\$ 1,672	\$ 1,940	\$ 2,207	\$ 2,257	\$ 2,308	\$ 2,358	\$ 2,408	\$ 2,458	\$ 2,508	
25	\$ 1,439	\$ 1,550	\$ 1,742	\$ 2,020	\$ 2,299	\$ 2,351	\$ 2,404	\$ 2,456	\$ 2,508	\$ 2,560	\$ 2,613	
26	\$ 1,497	\$ 1,612	\$ 1,811	\$ 2,101	\$ 2,391	\$ 2,445	\$ 2,500	\$ 2,554	\$ 2,609	\$ 2,663	\$ 2,717	
27	\$ 1,554	\$ 1,674	\$ 1,881	\$ 2,182	\$ 2,483	\$ 2,540	\$ 2,596	\$ 2,652	\$ 2,709	\$ 2,765	\$ 2,822	
28	\$ 1,612	\$ 1,736	\$ 1,951	\$ 2,263	\$ 2,575	\$ 2,634	\$ 2,692	\$ 2,751	\$ 2,809	\$ 2,868	\$ 2,926	
29	\$ 1,670	\$ 1,798	\$ 2,020	\$ 2,344	\$ 2,667	\$ 2,728	\$ 2,788	\$ 2,849	\$ 2,909	\$ 2,970	\$ 3,031	
30	\$ 1,727	\$ 1,860	\$ 2,090	\$ 2,425	\$ 2,759	\$ 2,822	\$ 2,884	\$ 2,947	\$ 3,010	\$ 3,073	\$ 3,135	30%
31	\$ 1,785	\$ 1,922	\$ 2,160	\$ 2,505	\$ 2,851	\$ 2,916	\$ 2,981	\$ 3,045	\$ 3,110	\$ 3,175	\$ 3,240	
32	\$ 1,842	\$ 1,984	\$ 2,229	\$ 2,586	\$ 2,943	\$ 3,010	\$ 3,077	\$ 3,144	\$ 3,210	\$ 3,277	\$ 3,344	
33	\$ 1,900	\$ 2,046	\$ 2,299	\$ 2,667	\$ 3,035	\$ 3,104	\$ 3,173	\$ 3,242	\$ 3,311	\$ 3,380	\$ 3,449	
34	\$ 1,957	\$ 2,108	\$ 2,369	\$ 2,748	\$ 3,127	\$ 3,198	\$ 3,269	\$ 3,340	\$ 3,411	\$ 3,482	\$ 3,553	
35	\$ 2,015	\$ 2,170	\$ 2,439	\$ 2,829	\$ 3,219	\$ 3,292	\$ 3,365	\$ 3,438	\$ 3,511	\$ 3,585	\$ 3,658	
36	\$ 2,073	\$ 2,232	\$ 2,508	\$ 2,909	\$ 3,311	\$ 3,386	\$ 3,461	\$ 3,537	\$ 3,612	\$ 3,687	\$ 3,762	
37	\$ 2,130	\$ 2,294	\$ 2,578	\$ 2,990	\$ 3,403	\$ 3,480	\$ 3,557	\$ 3,635	\$ 3,712	\$ 3,789	\$ 3,867	
38	\$ 2,188	\$ 2,356	\$ 2,648	\$ 3,071	\$ 3,495	\$ 3,574	\$ 3,654	\$ 3,733	\$ 3,812	\$ 3,892	\$ 3,971	
39	\$ 2,245	\$ 2,418	\$ 2,717	\$ 3,152	\$ 3,587	\$ 3,668	\$ 3,750	\$ 3,831	\$ 3,913	\$ 3,994	\$ 4,076	
40	\$ 2,303	\$ 2,480	\$ 2,787	\$ 3,233	\$ 3,679	\$ 3,762	\$ 3,846	\$ 3,929	\$ 4,013	\$ 4,097	\$ 4,180	40% SMI
41	\$ 2,360	\$ 2,542	\$ 2,857	\$ 3,314	\$ 3,771	\$ 3,856	\$ 3,942	\$ 4,028	\$ 4,113	\$ 4,199	\$ 4,285	
42	\$ 2,418	\$ 2,604	\$ 2,926	\$ 3,394	\$ 3,863	\$ 3,950	\$ 4,038	\$ 4,126	\$ 4,214	\$ 4,302	\$ 4,389	
43	\$ 2,476	\$ 2,666	\$ 2,996	\$ 3,475	\$ 3,955	\$ 4,044	\$ 4,134	\$ 4,224	\$ 4,314	\$ 4,404	\$ 4,494	
44	\$ 2,533	\$ 2,728	\$ 3,066	\$ 3,556	\$ 4,047	\$ 4,138	\$ 4,230	\$ 4,322	\$ 4,414	\$ 4,506	\$ 4,598	

Rank	Family Size											
	1-2	3	4	5	6	7	8	9	10	11	12	
45	\$ 2,591	\$ 2,790	\$ 3,135	\$ 3,637	\$ 4,138	\$ 4,233	\$ 4,327	\$ 4,421	\$ 4,515	\$ 4,609	\$ 4,703	
46	\$ 2,648	\$ 2,852	\$ 3,205	\$ 3,718	\$ 4,230	\$ 4,327	\$ 4,423	\$ 4,519	\$ 4,615	\$ 4,711	\$ 4,807	
47	\$ 2,706	\$ 2,914	\$ 3,275	\$ 3,798	\$ 4,322	\$ 4,421	\$ 4,519	\$ 4,617	\$ 4,715	\$ 4,814	\$ 4,912	
48	\$ 2,763	\$ 2,976	\$ 3,344	\$ 3,879	\$ 4,414	\$ 4,515	\$ 4,615	\$ 4,715	\$ 4,816	\$ 4,916	\$ 5,016	
49	\$ 2,821	\$ 3,038	\$ 3,414	\$ 3,960	\$ 4,506	\$ 4,609	\$ 4,711	\$ 4,814	\$ 4,916	\$ 5,018	\$ 5,121	
50	\$ 2,879	\$ 3,100	\$ 3,484	\$ 4,041	\$ 4,598	\$ 4,703	\$ 4,807	\$ 4,912	\$ 5,016	\$ 5,121	\$ 5,225	
51	\$ 2,936	\$ 3,162	\$ 3,553	\$ 4,122	\$ 4,690	\$ 4,797	\$ 4,903	\$ 5,010	\$ 5,117	\$ 5,223	\$ 5,330	
52	\$ 2,994	\$ 3,224	\$ 3,623	\$ 4,203	\$ 4,782	\$ 4,891	\$ 5,000	\$ 5,108	\$ 5,217	\$ 5,326	\$ 5,434	
53	\$ 3,051	\$ 3,286	\$ 3,693	\$ 4,283	\$ 4,874	\$ 4,985	\$ 5,096	\$ 5,207	\$ 5,317	\$ 5,428	\$ 5,539	
54	\$ 3,109	\$ 3,348	\$ 3,762	\$ 4,364	\$ 4,966	\$ 5,079	\$ 5,192	\$ 5,305	\$ 5,418	\$ 5,531	\$ 5,643	
55	\$ 3,166	\$ 3,410	\$ 3,832	\$ 4,445	\$ 5,058	\$ 5,173	\$ 5,288	\$ 5,403	\$ 5,518	\$ 5,633	\$ 5,748	
56	\$ 3,224	\$ 3,472	\$ 3,902	\$ 4,526	\$ 5,150	\$ 5,267	\$ 5,384	\$ 5,501	\$ 5,618	\$ 5,735	\$ 5,852	
57	\$ 3,282	\$ 3,534	\$ 3,971	\$ 4,607	\$ 5,242	\$ 5,361	\$ 5,480	\$ 5,600	\$ 5,719	\$ 5,838	\$ 5,957	
58	\$ 3,339	\$ 3,596	\$ 4,041	\$ 4,688	\$ 5,334	\$ 5,455	\$ 5,577	\$ 5,698	\$ 5,819	\$ 5,940	\$ 6,061	
59	\$ 3,397	\$ 3,658	\$ 4,111	\$ 4,768	\$ 5,426	\$ 5,549	\$ 5,673	\$ 5,796	\$ 5,919	\$ 6,043	\$ 6,166	
60	\$ 3,454	\$ 3,720	\$ 4,180	\$ 4,849	\$ 5,518	\$ 5,643	\$ 5,769	\$ 5,894	\$ 6,020	\$ 6,145	\$ 6,270	
61	\$ 3,512	\$ 3,782	\$ 4,250	\$ 4,930	\$ 5,610	\$ 5,737	\$ 5,865	\$ 5,992	\$ 6,120	\$ 6,247	\$ 6,375	
62	\$ 3,569	\$ 3,844	\$ 4,320	\$ 5,011	\$ 5,702	\$ 5,832	\$ 5,961	\$ 6,091	\$ 6,220	\$ 6,350	\$ 6,479	
63	\$ 3,627	\$ 3,906	\$ 4,389	\$ 5,092	\$ 5,794	\$ 5,926	\$ 6,057	\$ 6,189	\$ 6,321	\$ 6,452	\$ 6,584	
64	\$ 3,685	\$ 3,968	\$ 4,459	\$ 5,172	\$ 5,886	\$ 6,020	\$ 6,153	\$ 6,287	\$ 6,421	\$ 6,555	\$ 6,688	
65	\$ 3,742	\$ 4,030	\$ 4,529	\$ 5,253	\$ 5,978	\$ 6,114	\$ 6,250	\$ 6,385	\$ 6,521	\$ 6,657	\$ 6,793	
66	\$ 3,800	\$ 4,092	\$ 4,598	\$ 5,334	\$ 6,070	\$ 6,208	\$ 6,346	\$ 6,484	\$ 6,622	\$ 6,760	\$ 6,897	
67	\$ 3,857	\$ 4,154	\$ 4,668	\$ 5,415	\$ 6,162	\$ 6,302	\$ 6,442	\$ 6,582	\$ 6,722	\$ 6,862	\$ 7,002	
68	\$ 3,915	\$ 4,216	\$ 4,738	\$ 5,496	\$ 6,254	\$ 6,396	\$ 6,538	\$ 6,680	\$ 6,822	\$ 6,964	\$ 7,107	
69	\$ 3,973	\$ 4,278	\$ 4,807	\$ 5,577	\$ 6,346	\$ 6,490	\$ 6,634	\$ 6,778	\$ 6,923	\$ 7,067	\$ 7,211	
70	\$ 4,030	\$ 4,340	\$ 4,877	\$ 5,657	\$ 6,438	\$ 6,584	\$ 6,730	\$ 6,877	\$ 7,023	\$ 7,169	\$ 7,316	
71	\$ 4,088	\$ 4,402	\$ 4,947	\$ 5,738	\$ 6,530	\$ 6,678	\$ 6,826	\$ 6,975	\$ 7,123	\$ 7,272	\$ 7,420	
72	\$ 4,145	\$ 4,464	\$ 5,016	\$ 5,819	\$ 6,622	\$ 6,772	\$ 6,923	\$ 7,073	\$ 7,224	\$ 7,374	\$ 7,525	
73	\$ 4,203	\$ 4,526	\$ 5,086	\$ 5,900	\$ 6,714	\$ 6,866	\$ 7,019	\$ 7,171	\$ 7,324	\$ 7,476	\$ 7,629	
74	\$ 4,260	\$ 4,588	\$ 5,156	\$ 5,981	\$ 6,806	\$ 6,960	\$ 7,115	\$ 7,270	\$ 7,424	\$ 7,579	\$ 7,734	
75	\$ 4,318	\$ 4,650	\$ 5,225	\$ 6,061	\$ 6,897	\$ 7,054	\$ 7,211	\$ 7,368	\$ 7,525	\$ 7,681	\$ 7,838	
76	\$ 4,376	\$ 4,712	\$ 5,295	\$ 6,142	\$ 6,989	\$ 7,148	\$ 7,307	\$ 7,466	\$ 7,625	\$ 7,784	\$ 7,943	
77	\$ 4,433	\$ 4,774	\$ 5,365	\$ 6,223	\$ 7,081	\$ 7,242	\$ 7,403	\$ 7,564	\$ 7,725	\$ 7,886	\$ 8,047	
78	\$ 4,491	\$ 4,836	\$ 5,434	\$ 6,304	\$ 7,173	\$ 7,336	\$ 7,499	\$ 7,662	\$ 7,826	\$ 7,989	\$ 8,152	
79	\$ 4,548	\$ 4,898	\$ 5,504	\$ 6,385	\$ 7,265	\$ 7,430	\$ 7,596	\$ 7,761	\$ 7,926	\$ 8,091	\$ 8,256	
80	\$ 4,606	\$ 4,960	\$ 5,574	\$ 6,466	\$ 7,357	\$ 7,525	\$ 7,692	\$ 7,859	\$ 8,026	\$ 8,193	\$ 8,361	
81	\$ 4,663	\$ 5,022	\$ 5,643	\$ 6,546	\$ 7,449	\$ 7,619	\$ 7,788	\$ 7,957	\$ 8,127	\$ 8,296	\$ 8,465	
82	\$ 4,721	\$ 5,084	\$ 5,713	\$ 6,627	\$ 7,541	\$ 7,713	\$ 7,884	\$ 8,055	\$ 8,227	\$ 8,398	\$ 8,570	
83	\$ 4,779	\$ 5,146	\$ 5,783	\$ 6,708	\$ 7,633	\$ 7,807	\$ 7,980	\$ 8,154	\$ 8,327	\$ 8,501	\$ 8,674	
84	\$ 4,836	\$ 5,208	\$ 5,852	\$ 6,789	\$ 7,725	\$ 7,901	\$ 8,076	\$ 8,252	\$ 8,427	\$ 8,603	\$ 8,779	
85	\$ 4,894	\$ 5,270	\$ 5,922	\$ 6,870	\$ 7,817	\$ 7,995	\$ 8,172	\$ 8,350	\$ 8,528	\$ 8,705	\$ 8,883	

50% SMI

60% SMI

70% SMI

85% SMI

Based on updated SMI from 2015 American Community Survey (2015 ACS)
Information provided by California Department of Finance, June 2017

California Department of Education
June 2017