

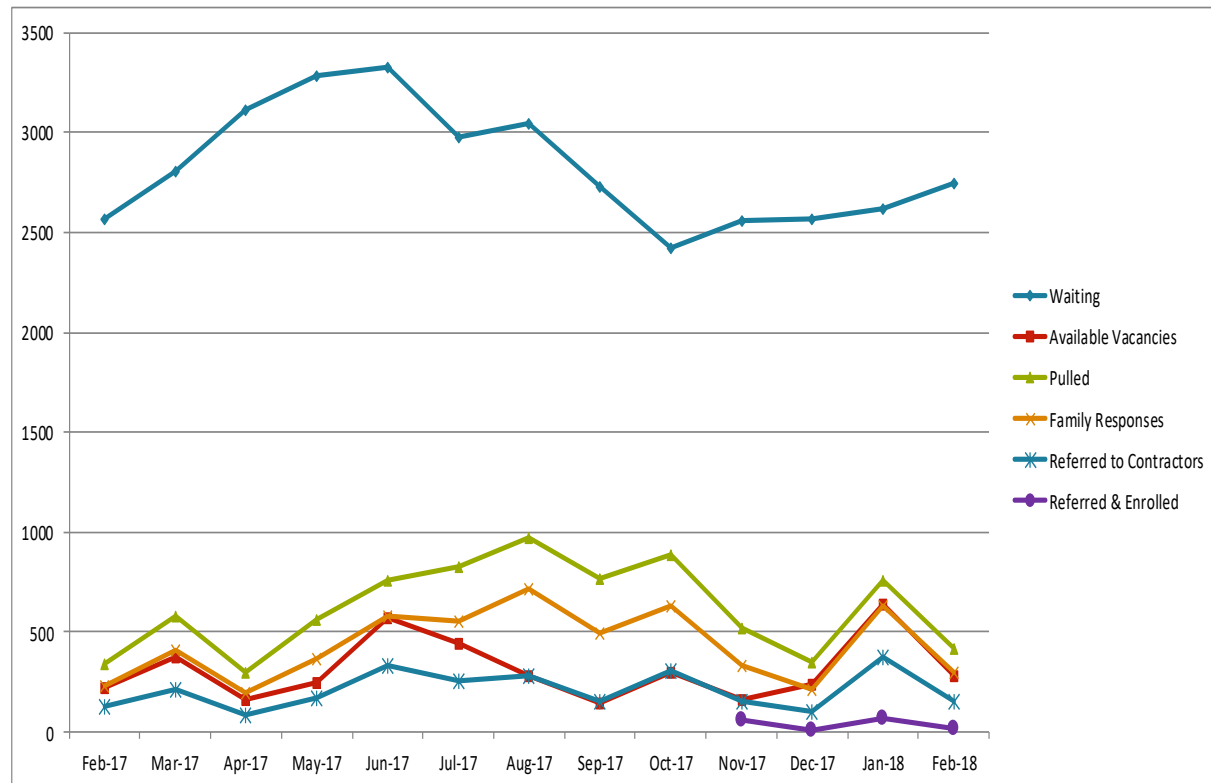


SAN FRANCISCO CHILD CARE CONNECTION (SF3C) MONTHLY REPORT – February 2018

Monthly Totals – February 2018 (Reporting period: 2/1/18 – 2/28/18)

Summary

	Child	Family
Waiting (as of 1/31)	2617	2340
Waiting (as of 2/28)	2749	2456
Available Vacancies	279	N/A
Pulled	420	401
Family Responses	302	N/A
Referred to Contractors	151	N/A
Referred in February & Enrolled	23	N/A
Enrolled in CC3/COCOA	28	N/A



*Available vacancies are reported by contractors; this number may be somewhat overestimated if contractors have listed available vacancies more than once when self-selecting children from the SF3C database.
 *Referred in February and Enrolled figure reflects reported enrollments from February referrals.
 *Enrolled in CC3/COCOA includes previous months referrals that have enrollments reported in the current month.

1. New Application

1.1

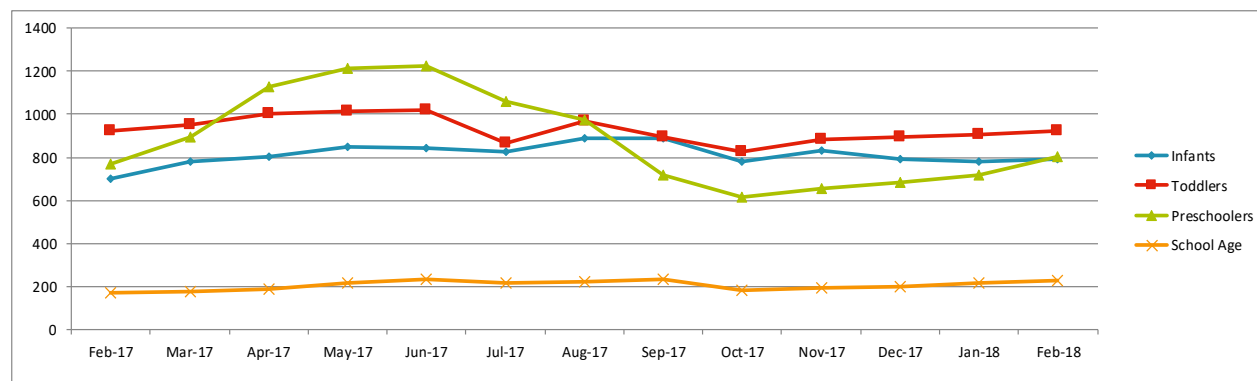
	Child	Family
Entered By:		
Children's Council	83	23%
Wu Yee Children's Services	59	17%
Title 5s	140	40%
Community Based-Organizations	24	7%
Family (Online Self-Application)	48	14%
Total	354	100%

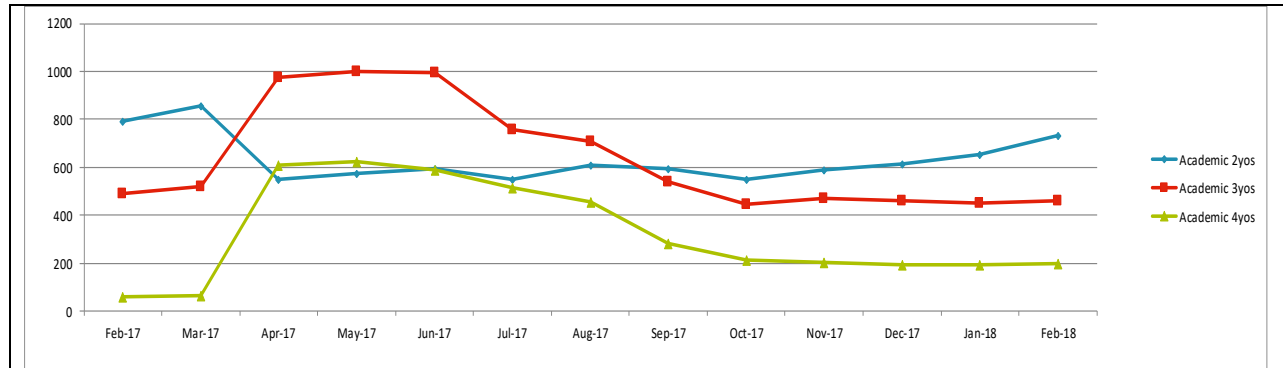
2. Waiting Detail

2.1 - Children by age

Age Category	# of children on list	
Infants (0-17.9 months)	794	29%
Toddlers (18-35.9 months)	925	34%
Preschoolers (3-4.99 years)	804	29%
School Age (5+ years)	226	8%
Total	2749	
<i>Academic 2 years old (12/2/14 - 12/1/15)</i>	734	27%*
<i>Academic 3 years old (12/2/13 - 12/1/14)</i>	460	17%*
<i>Academic 4 years old (9/2/12 - 12/1/13)</i>	198	7%*
subtotal	1392	51%*

* % relative to total 2749





2.2 - Children by income rank and age

Income rank range	Infants (0-17.9 months)	Toddlers (18-35.9) months	Preschoolers (3-4.99) years	School Age (5+) years	Total		Academic 2 year old	Academic 3 year old	Academic 4 year old	Total	
						%					%
1-10	106	73	88	20	287	10%	57	48	27	132	10%
11-20	103	105	88	35	331	12%	83	52	21	156	11%
21-30	187	172	148	59	566	21%	143	77	41	261	19%
31-40	156	183	149	45	533	19%	142	86	30	258	19%
41-50	95	141	101	39	376	14%	99	67	20	186	13%
51-60	60	96	85	14	255	9%	74	46	20	140	10%
61-70	47	59	60	5	171	6%	55	35	16	106	8%
71-85	28	70	49	7	154	6%	62	29	10	101	7%
86-110	8	25	32	2	67	2%	17	18	12	47	3%

* % was relative to total 1392 Academic 2, 3 & 4 year olds

2.3 - Children in other high-need categories (children may be in more than one category)

	# of children on list
Homeless or Seeking Permanent Housing	248
Residing in Homeless or DV Shelter	26
Child Protective Services (CPS)	3
At Risk Referrals*	0
Special Needs (Child with IFSP/IEP)	62

*A referral written by a licensed professional to perform health, medical or social services in CA stating the child is at risk of neglect, abuse or exploitation.

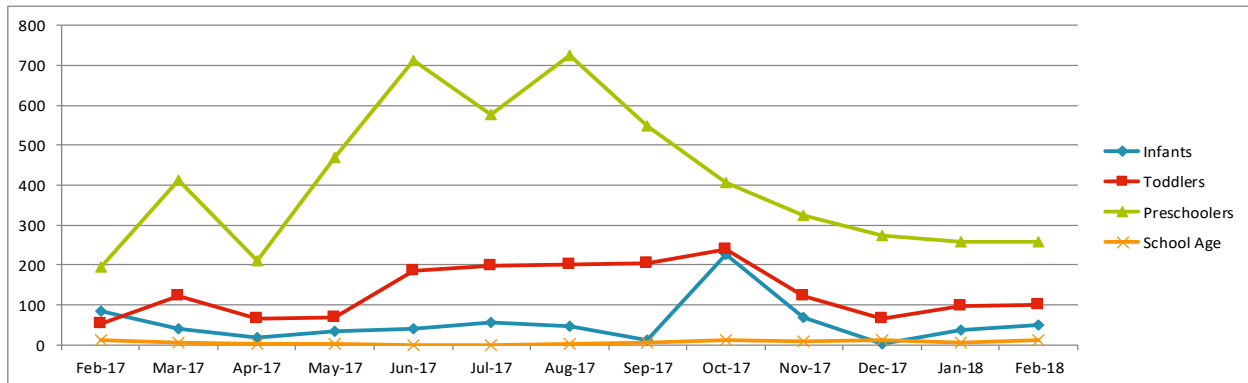
3. Pull Detail

3.1 - Available vacancies and number of children pulled

Agency and Subsidy Types	Available Vacancies	Children Pulled	Children Pulled Per Vacancy
Title 5s (CSPP, CCTR, Head Start)	36	117	3.3
AP Voucher (CAPP, CFCC)	58	58	1.0
ELS - Reserved	14	74	5.3
ELS - Voucher	171	171	1.0
Total	279	420	1.5

3.2 - Number of children pulled for vacancies

By age (on report date):			Academic Age:		
Infants (0-17.9 months)	49	12%	2 years old (12/2/14 - 12/1/15)	71	23%
Toddlers (18-35.9 months)	101	24%	3 years old (12/2/13 - 12/1/14)	188	61%
Preschoolers (3-4.99 years)	259	62%	4 years old (9/2/12 - 12/1/13)	47	15%
School Age (5+ years)	11	3%	Subtotal	306	100%
Total	420	100%		% of total	73%



3.3 - Responses

# of children pulled			
Family Unreachable		118	28%
Responses		302	72%
Referred to Contractor	151	50%	
Declined Vacancies	151	50%	
Total Pulls		420	100%

*%s are based on the # of children who responded

3.4 – Declined Reasons

Type of Subsidy	Already in care	Family moved out of SF	No match with available sites	Not age eligible	Over income	Too far/no transportation	Wants different center	Wants different hours	Wants FT care	Wants other specific site	Child is not ready for care	Updated record—parent declined (parent choice)	Inactivated - family unreachable	Total	% of total non-referred
ELS - Voucher (WY)	2	0	1	1	0	0	0	0	0	4	0	5	12	25	9%
ELS - Voucher (CC)	15	0	0	0	0	0	0	0	0	0	0	30	28	73	27%
ELS - Reserve	4	0	1	0	1	1	18	1	0	0	2	10	20	58	22%
Title 5	12	1	0	0	0	9	9	0	0	0	0	11	34	76	28%
CAPP	0	0	0	0	0	0	0	0	0	0	0	1	6	7	6%
CFCC	6	0	0	0	0	0	5	0	0	0	0	1	18	30	25%
Total	39	1	2	1	1	10	32	1	0	4	2	58	118	269	100%

3.5 – Monthly Pull Log

February 2018 Pull Detail

Date of Pull	Subsidy	Agency	# of vacancies	# of kids pulled	income rank range	# of responses	# of children referred
2/26/2018	CAPP	Children's Council of San Francisco	15	15	1 - 16	9	8
2/9/2018	CCTR	Catholic Charities CYO - Treasure Island Child Deve	3	20	1 - 66	15	4
2/20/2018	CCTR	Catholic Charities CYO - Treasure Island Child Deve	3	10	1 - 50	8	1
2/21/2018	CCTR	Cross Cultural - Heritage Home(Title 5)	1	1	52	1	0
2/1/2018	CCTR	Cross Cultural-Mary Lane Infant/Toddler Center(Ti	1	1	66	1	1
2/27/2018	CCTR	Cross Cultural-Mary Lane Infant/Toddler Center(Ti	1	1	1	1	1
2/12/2018	CFCC	Children's Council of San Francisco	20	20	1 - 20	12	7
2/22/2018	CFCC	Children's Council of San Francisco	10	10	1 - 20	5	3
2/28/2018	CFCC	Children's Council of San Francisco	13	13	1 - 10	8	3
2/9/2018	CSPP FullDay	Catholic Charities CYO - Treasure Island Child Deve	3	9	2 - 74	3	2
2/5/2018	CSPP FullDay	FranDelJa Enrichment Center-Fairfax(Title 5)	3	9	1 - 63	8	4
2/9/2018	CSPP FullDay	FranDelJa Enrichment Center-Fairfax(Title 5)	4	9	1 - 30	6	3
2/13/2018	CSPP FullDay	FranDelJa Enrichment Center-Fairfax(Title 5)	1	5	1 - 19	4	3
2/16/2018	CSPP FullDay	Friends of St. Francis(Title 5)	2	10	1 - 23	6	2
2/22/2018	CSPP FullDay	Glide Family Youth & Childcare (FYCC)(Title 5)	1	1	19	1	1
2/6/2018	CSPP FullDay	Mission Child Care Consortium(Title 5)	2	2	1 - 18	1	1
2/16/2018	CSPP FullDay	Mission Child Care Consortium(Title 5)	4	17	9 - 68	12	9
2/14/2018	CSPP FullDay	SFUSD-Tule Elk Park (3-5 yr, afterschool, 94123)(Ti	2	4	1 - 80	3	2
2/7/2018	CSPP FullDay	South of Market Yerba Buena Gardens CDC (Title 5	2	7	13 - 64	5	1
2/14/2018	CSPP FullDay	South of Market Yerba Buena Gardens CDC (Title 5	2	10	22 - 77	6	5
2/14/2018	CSPP FullDay	Wah Mei School (Title 5)	1	1	52	1	1
2/7/2018	ELS - Reserve	Children's Council of San Francisco	14	74	1 - 82	54	16
2/1/2018	ELS - Voucher	Children's Council of San Francisco	129	129	1 - 85	102	56
2/5/2018	ELS - Voucher	WuYee	42	42	1 - 85	30	17
		Total	279	420		302	151

* The total number of responses in the *Monthly Pull Log by Date* is relative to the data in *Responses to slot offer, section 3.3*

ELS Reserved Pull Detail Report

Data reported on this table is from 2/1/18 – 2/28/18.

Subsidy	Agency	Child Care Setting	# of vacancies	# of children referred	Enrolled
ELS - Reserved	Azucena Family Day Care	FCC	2	3	0
ELS - Reserved	CHILD'S TIME PRESCHOOL	Center	1	1	0
ELS - Reserved	Felton Institute - Felton Learning Center	Center	1	2	1
ELS - Reserved	Friends of St. Francis Childcare Center - Friends of St. Francis Child	Center	2	0	0
ELS - Reserved	LA LENGUA BILINGUAL PRESCHOOL	Center	1	2	0
ELS - Reserved	LITTLE FOOTPRINTS PRESCHOOL - OCEANVIEW	Center	1	0	0
ELS - Reserved	LITTLE LEAPS AND BOUNDS	FCC	1	1	0
ELS - Reserved	Mission Child Care Consortium - Mission Child Care Consortium	Center	1	2	0
ELS - Reserved	Shmidt, Marina & Yakov	FCC	1	0	0
ELS - Reserved	Slippery Fish Initiative, Inc. - Slippery Fish Initiative, Inc.	Center	1	0	0
ELS - Reserved	YEP, AI LI LI	FCC	1	3	0
ELS - Reserved	YUAN, PHILIP C	FCC	1	2	0
	Total		14	16	1
		Total # of children pulled			74
		Total # of responses			54

*# enrolled may be higher than the # of children referred if site has received an enrollment from Compass. Compass receives a list of homeless families by way of a shared spreadsheet that is updated weekly by SF3C staff and enrolling homeless families through their case management system. An SF3C referral is not created through this process.

Appendix – detailed age breakdown for each zip code

Zip Code	Infants 0-17.9 months	Toddlers 18-35.9 months	Preschoolers 3-4.9 years	School Age 5+ years	Subtotal
91206	1	0	0	0	1
91364	0	0	1	0	1
94014	7	17	7	3	34
94015	7	6	5	3	21
94044	0	2	1	0	3
94066	4	2	1	0	7
94080	2	2	4	0	8
94102	32	44	40	9	125
94103	39	53	44	16	152
94104	0	2	1	1	4
94105	4	0	3	1	8
94107	15	22	20	4	61
94108	25	18	8	0	51
94109	25	27	19	10	81
94110	64	73	84	18	239
94111	1	3	1	2	7
94112	159	177	145	31	512
94114	1	8	5	3	17
94115	14	18	16	8	56
94116	24	41	26	4	95
94117	8	15	12	0	35
94118	11	17	20	5	53
94120	0	0	1	0	1
94121	14	16	24	12	66
94122	15	30	31	8	84
94123	0	3	1	0	4
94124	126	123	114	35	398
94127	6	5	7	2	20
94129	3	0	2	0	5
94130	7	8	5	2	22
94131	4	9	13	0	26
94132	16	15	19	10	60
94133	33	27	15	1	76
94134	90	104	81	25	300
94141	0	0	1	0	1
94158	6	10	10	2	28
94188	2	0	0	0	2
94304	0	1	1	0	2
94501	2	1	0	0	3
94509	0	0	1	0	1
94510	0	1	0	0	1
94520	1	1	0	0	2
94530	0	1	1	0	2
94536	1	0	0	0	1
94540	0	0	0	1	1
94541	1	2	0	0	3
94544	0	0	1	0	1
94545	0	1	0	0	1
94547	0	1	0	0	1
94551	1	0	0	0	1
94561	0	0	1	0	1
94564	0	0	1	0	1
94565	1	0	0	0	1
94577	1	0	0	0	1
94578	0	0	1	0	1
94579	1	1	1	0	3
94587	0	0	0	1	1
94590	1	3	2	0	6
94591	1	3	0	1	5
94596	0	1	0	0	1
94601	0	1	0	0	1
94603	1	1	0	0	2
94605	2	2	1	0	5
94606	1	1	0	0	2
94607	2	0	0	0	2
94608	0	0	1	0	1
94612	1	0	0	0	1
94618	0	0	1	0	1
94621	1	0	0	0	1
94704	1	0	0	1	2
94801	2	2	0	2	6
94803	1	0	1	0	2
94804	1	1	0	0	2
94806	3	1	1	2	7
94945	0	0	0	3	3
95050	0	0	1	0	1
95812	0	1	0	0	1
95823	0	0	1	0	1
95833	1	0	0	0	1
95835	0	1	0	0	1
95842	1	0	0	0	1
Total	794	925	804	226	2749

Income Ranking Table 2017

Contractors will use the attached income ranking table when determining enrollment and disenrollment priority order.

Rank	Family Size											
	1 - 2	3	4	5	6	7	8	9	10	11	12	
1	\$ 58	\$ 62	\$ 70	\$ 81	\$ 92	\$ 94	\$ 96	\$ 98	\$ 100	\$ 102	\$ 105	
2	\$ 115	\$ 124	\$ 139	\$ 162	\$ 184	\$ 188	\$ 192	\$ 196	\$ 201	\$ 205	\$ 209	
3	\$ 173	\$ 186	\$ 209	\$ 242	\$ 276	\$ 282	\$ 288	\$ 295	\$ 301	\$ 307	\$ 314	
4	\$ 230	\$ 248	\$ 279	\$ 323	\$ 368	\$ 376	\$ 385	\$ 393	\$ 401	\$ 410	\$ 418	
5	\$ 288	\$ 310	\$ 348	\$ 404	\$ 460	\$ 470	\$ 481	\$ 491	\$ 502	\$ 512	\$ 523	
6	\$ 345	\$ 372	\$ 418	\$ 485	\$ 552	\$ 564	\$ 577	\$ 589	\$ 602	\$ 615	\$ 627	
7	\$ 403	\$ 434	\$ 488	\$ 566	\$ 644	\$ 658	\$ 673	\$ 688	\$ 702	\$ 717	\$ 732	
8	\$ 461	\$ 496	\$ 557	\$ 647	\$ 736	\$ 752	\$ 769	\$ 786	\$ 803	\$ 819	\$ 836	
9	\$ 518	\$ 558	\$ 627	\$ 727	\$ 828	\$ 847	\$ 865	\$ 884	\$ 903	\$ 922	\$ 941	
10	\$ 576	\$ 620	\$ 697	\$ 808	\$ 920	\$ 941	\$ 961	\$ 982	\$ 1,003	\$ 1,024	\$ 1,045	
11	\$ 633	\$ 682	\$ 766	\$ 889	\$ 1,012	\$ 1,035	\$ 1,058	\$ 1,081	\$ 1,104	\$ 1,127	\$ 1,150	
12	\$ 691	\$ 744	\$ 836	\$ 970	\$ 1,104	\$ 1,129	\$ 1,154	\$ 1,179	\$ 1,204	\$ 1,229	\$ 1,254	
13	\$ 748	\$ 806	\$ 906	\$ 1,051	\$ 1,196	\$ 1,223	\$ 1,250	\$ 1,277	\$ 1,304	\$ 1,331	\$ 1,359	
14	\$ 806	\$ 868	\$ 975	\$ 1,131	\$ 1,288	\$ 1,317	\$ 1,346	\$ 1,375	\$ 1,405	\$ 1,434	\$ 1,463	
15	\$ 864	\$ 930	\$ 1,045	\$ 1,212	\$ 1,379	\$ 1,411	\$ 1,442	\$ 1,474	\$ 1,505	\$ 1,536	\$ 1,568	
16	\$ 921	\$ 992	\$ 1,115	\$ 1,293	\$ 1,471	\$ 1,505	\$ 1,538	\$ 1,572	\$ 1,605	\$ 1,639	\$ 1,672	
17	\$ 979	\$ 1,054	\$ 1,184	\$ 1,374	\$ 1,563	\$ 1,599	\$ 1,634	\$ 1,670	\$ 1,706	\$ 1,741	\$ 1,777	
18	\$ 1,036	\$ 1,116	\$ 1,254	\$ 1,455	\$ 1,655	\$ 1,693	\$ 1,731	\$ 1,768	\$ 1,806	\$ 1,844	\$ 1,881	
19	\$ 1,094	\$ 1,178	\$ 1,324	\$ 1,536	\$ 1,747	\$ 1,787	\$ 1,827	\$ 1,867	\$ 1,906	\$ 1,946	\$ 1,986	
20	\$ 1,151	\$ 1,240	\$ 1,393	\$ 1,616	\$ 1,839	\$ 1,881	\$ 1,923	\$ 1,965	\$ 2,007	\$ 2,048	\$ 2,090	
21	\$ 1,209	\$ 1,302	\$ 1,463	\$ 1,697	\$ 1,931	\$ 1,975	\$ 2,019	\$ 2,063	\$ 2,107	\$ 2,151	\$ 2,195	
22	\$ 1,267	\$ 1,364	\$ 1,533	\$ 1,778	\$ 2,023	\$ 2,069	\$ 2,115	\$ 2,161	\$ 2,207	\$ 2,253	\$ 2,299	
23	\$ 1,324	\$ 1,426	\$ 1,602	\$ 1,859	\$ 2,115	\$ 2,163	\$ 2,211	\$ 2,259	\$ 2,308	\$ 2,356	\$ 2,404	
24	\$ 1,382	\$ 1,488	\$ 1,672	\$ 1,940	\$ 2,207	\$ 2,257	\$ 2,308	\$ 2,358	\$ 2,408	\$ 2,458	\$ 2,508	
25	\$ 1,439	\$ 1,550	\$ 1,742	\$ 2,020	\$ 2,299	\$ 2,351	\$ 2,404	\$ 2,456	\$ 2,508	\$ 2,560	\$ 2,613	
26	\$ 1,497	\$ 1,612	\$ 1,811	\$ 2,101	\$ 2,391	\$ 2,445	\$ 2,500	\$ 2,554	\$ 2,609	\$ 2,663	\$ 2,717	
27	\$ 1,554	\$ 1,674	\$ 1,881	\$ 2,182	\$ 2,483	\$ 2,540	\$ 2,596	\$ 2,652	\$ 2,709	\$ 2,765	\$ 2,822	
28	\$ 1,612	\$ 1,736	\$ 1,951	\$ 2,263	\$ 2,575	\$ 2,634	\$ 2,692	\$ 2,751	\$ 2,809	\$ 2,868	\$ 2,926	
29	\$ 1,670	\$ 1,798	\$ 2,020	\$ 2,344	\$ 2,667	\$ 2,728	\$ 2,788	\$ 2,849	\$ 2,909	\$ 2,970	\$ 3,031	
30	\$ 1,727	\$ 1,860	\$ 2,090	\$ 2,425	\$ 2,759	\$ 2,822	\$ 2,884	\$ 2,947	\$ 3,010	\$ 3,073	\$ 3,135	
31	\$ 1,785	\$ 1,922	\$ 2,160	\$ 2,505	\$ 2,851	\$ 2,916	\$ 2,981	\$ 3,045	\$ 3,110	\$ 3,175	\$ 3,240	
32	\$ 1,842	\$ 1,984	\$ 2,229	\$ 2,586	\$ 2,943	\$ 3,010	\$ 3,077	\$ 3,144	\$ 3,210	\$ 3,277	\$ 3,344	
33	\$ 1,900	\$ 2,046	\$ 2,299	\$ 2,667	\$ 3,035	\$ 3,104	\$ 3,173	\$ 3,242	\$ 3,311	\$ 3,380	\$ 3,449	
34	\$ 1,957	\$ 2,108	\$ 2,369	\$ 2,748	\$ 3,127	\$ 3,198	\$ 3,269	\$ 3,340	\$ 3,411	\$ 3,482	\$ 3,553	
35	\$ 2,015	\$ 2,170	\$ 2,439	\$ 2,829	\$ 3,219	\$ 3,292	\$ 3,365	\$ 3,438	\$ 3,511	\$ 3,585	\$ 3,658	
36	\$ 2,073	\$ 2,232	\$ 2,508	\$ 2,909	\$ 3,311	\$ 3,386	\$ 3,461	\$ 3,537	\$ 3,612	\$ 3,687	\$ 3,762	
37	\$ 2,130	\$ 2,294	\$ 2,578	\$ 2,990	\$ 3,403	\$ 3,480	\$ 3,557	\$ 3,635	\$ 3,712	\$ 3,789	\$ 3,867	
38	\$ 2,188	\$ 2,356	\$ 2,648	\$ 3,071	\$ 3,495	\$ 3,574	\$ 3,654	\$ 3,733	\$ 3,812	\$ 3,892	\$ 3,971	
39	\$ 2,245	\$ 2,418	\$ 2,717	\$ 3,152	\$ 3,587	\$ 3,668	\$ 3,750	\$ 3,831	\$ 3,913	\$ 3,994	\$ 4,076	
40	\$ 2,303	\$ 2,480	\$ 2,787	\$ 3,233	\$ 3,679	\$ 3,762	\$ 3,846	\$ 3,929	\$ 4,013	\$ 4,097	\$ 4,180	
41	\$ 2,360	\$ 2,542	\$ 2,857	\$ 3,314	\$ 3,771	\$ 3,856	\$ 3,942	\$ 4,028	\$ 4,113	\$ 4,199	\$ 4,285	
42	\$ 2,418	\$ 2,604	\$ 2,926	\$ 3,394	\$ 3,863	\$ 3,950	\$ 4,038	\$ 4,126	\$ 4,214	\$ 4,302	\$ 4,389	
43	\$ 2,476	\$ 2,666	\$ 2,996	\$ 3,475	\$ 3,955	\$ 4,044	\$ 4,134	\$ 4,224	\$ 4,314	\$ 4,404	\$ 4,494	
44	\$ 2,533	\$ 2,728	\$ 3,066	\$ 3,556	\$ 4,047	\$ 4,138	\$ 4,230	\$ 4,322	\$ 4,414	\$ 4,506	\$ 4,598	

Rank	Family Size											
	1-2	3	4	5	6	7	8	9	10	11	12	
45	\$ 2,591	\$ 2,790	\$ 3,135	\$ 3,637	\$ 4,138	\$ 4,233	\$ 4,327	\$ 4,421	\$ 4,515	\$ 4,609	\$ 4,703	
46	\$ 2,648	\$ 2,852	\$ 3,205	\$ 3,718	\$ 4,230	\$ 4,327	\$ 4,423	\$ 4,519	\$ 4,615	\$ 4,711	\$ 4,807	
47	\$ 2,706	\$ 2,914	\$ 3,275	\$ 3,798	\$ 4,322	\$ 4,421	\$ 4,519	\$ 4,617	\$ 4,715	\$ 4,814	\$ 4,912	
48	\$ 2,763	\$ 2,976	\$ 3,344	\$ 3,879	\$ 4,414	\$ 4,515	\$ 4,615	\$ 4,715	\$ 4,816	\$ 4,916	\$ 5,016	
49	\$ 2,821	\$ 3,038	\$ 3,414	\$ 3,960	\$ 4,506	\$ 4,609	\$ 4,711	\$ 4,814	\$ 4,916	\$ 5,018	\$ 5,121	
50	\$ 2,879	\$ 3,100	\$ 3,484	\$ 4,041	\$ 4,598	\$ 4,703	\$ 4,807	\$ 4,912	\$ 5,016	\$ 5,121	\$ 5,225	
51	\$ 2,936	\$ 3,162	\$ 3,553	\$ 4,122	\$ 4,690	\$ 4,797	\$ 4,903	\$ 5,010	\$ 5,117	\$ 5,223	\$ 5,330	
52	\$ 2,994	\$ 3,224	\$ 3,623	\$ 4,203	\$ 4,782	\$ 4,891	\$ 5,000	\$ 5,108	\$ 5,217	\$ 5,326	\$ 5,434	
53	\$ 3,051	\$ 3,286	\$ 3,693	\$ 4,283	\$ 4,874	\$ 4,985	\$ 5,096	\$ 5,207	\$ 5,317	\$ 5,428	\$ 5,539	
54	\$ 3,109	\$ 3,348	\$ 3,762	\$ 4,364	\$ 4,966	\$ 5,079	\$ 5,192	\$ 5,305	\$ 5,418	\$ 5,531	\$ 5,643	
55	\$ 3,166	\$ 3,410	\$ 3,832	\$ 4,445	\$ 5,058	\$ 5,173	\$ 5,288	\$ 5,403	\$ 5,518	\$ 5,633	\$ 5,748	
56	\$ 3,224	\$ 3,472	\$ 3,902	\$ 4,526	\$ 5,150	\$ 5,267	\$ 5,384	\$ 5,501	\$ 5,618	\$ 5,735	\$ 5,852	
57	\$ 3,282	\$ 3,534	\$ 3,971	\$ 4,607	\$ 5,242	\$ 5,361	\$ 5,480	\$ 5,600	\$ 5,719	\$ 5,838	\$ 5,957	
58	\$ 3,339	\$ 3,596	\$ 4,041	\$ 4,688	\$ 5,334	\$ 5,455	\$ 5,577	\$ 5,698	\$ 5,819	\$ 5,940	\$ 6,061	
59	\$ 3,397	\$ 3,658	\$ 4,111	\$ 4,768	\$ 5,426	\$ 5,549	\$ 5,673	\$ 5,796	\$ 5,919	\$ 6,043	\$ 6,166	
60	\$ 3,454	\$ 3,720	\$ 4,180	\$ 4,849	\$ 5,518	\$ 5,643	\$ 5,769	\$ 5,894	\$ 6,020	\$ 6,145	\$ 6,270	
61	\$ 3,512	\$ 3,782	\$ 4,250	\$ 4,930	\$ 5,610	\$ 5,737	\$ 5,865	\$ 5,992	\$ 6,120	\$ 6,247	\$ 6,375	
62	\$ 3,569	\$ 3,844	\$ 4,320	\$ 5,011	\$ 5,702	\$ 5,832	\$ 5,961	\$ 6,091	\$ 6,220	\$ 6,350	\$ 6,479	
63	\$ 3,627	\$ 3,906	\$ 4,389	\$ 5,092	\$ 5,794	\$ 5,926	\$ 6,057	\$ 6,189	\$ 6,321	\$ 6,452	\$ 6,584	
64	\$ 3,685	\$ 3,968	\$ 4,459	\$ 5,172	\$ 5,886	\$ 6,020	\$ 6,153	\$ 6,287	\$ 6,421	\$ 6,555	\$ 6,688	
65	\$ 3,742	\$ 4,030	\$ 4,529	\$ 5,253	\$ 5,978	\$ 6,114	\$ 6,250	\$ 6,385	\$ 6,521	\$ 6,657	\$ 6,793	
66	\$ 3,800	\$ 4,092	\$ 4,598	\$ 5,334	\$ 6,070	\$ 6,208	\$ 6,346	\$ 6,484	\$ 6,622	\$ 6,760	\$ 6,897	
67	\$ 3,857	\$ 4,154	\$ 4,668	\$ 5,415	\$ 6,162	\$ 6,302	\$ 6,442	\$ 6,582	\$ 6,722	\$ 6,862	\$ 7,002	
68	\$ 3,915	\$ 4,216	\$ 4,738	\$ 5,496	\$ 6,254	\$ 6,396	\$ 6,538	\$ 6,680	\$ 6,822	\$ 6,964	\$ 7,107	
69	\$ 3,973	\$ 4,278	\$ 4,807	\$ 5,577	\$ 6,346	\$ 6,490	\$ 6,634	\$ 6,778	\$ 6,923	\$ 7,067	\$ 7,211	
70	\$ 4,030	\$ 4,340	\$ 4,877	\$ 5,657	\$ 6,438	\$ 6,584	\$ 6,730	\$ 6,877	\$ 7,023	\$ 7,169	\$ 7,316	
71	\$ 4,088	\$ 4,402	\$ 4,947	\$ 5,738	\$ 6,530	\$ 6,678	\$ 6,826	\$ 6,975	\$ 7,123	\$ 7,272	\$ 7,420	
72	\$ 4,145	\$ 4,464	\$ 5,016	\$ 5,819	\$ 6,622	\$ 6,772	\$ 6,923	\$ 7,073	\$ 7,224	\$ 7,374	\$ 7,525	
73	\$ 4,203	\$ 4,526	\$ 5,086	\$ 5,900	\$ 6,714	\$ 6,866	\$ 7,019	\$ 7,171	\$ 7,324	\$ 7,476	\$ 7,629	
74	\$ 4,260	\$ 4,588	\$ 5,156	\$ 5,981	\$ 6,806	\$ 6,960	\$ 7,115	\$ 7,270	\$ 7,424	\$ 7,579	\$ 7,734	
75	\$ 4,318	\$ 4,650	\$ 5,225	\$ 6,061	\$ 6,897	\$ 7,054	\$ 7,211	\$ 7,368	\$ 7,525	\$ 7,681	\$ 7,838	
76	\$ 4,376	\$ 4,712	\$ 5,295	\$ 6,142	\$ 6,989	\$ 7,148	\$ 7,307	\$ 7,466	\$ 7,625	\$ 7,784	\$ 7,943	
77	\$ 4,433	\$ 4,774	\$ 5,365	\$ 6,223	\$ 7,081	\$ 7,242	\$ 7,403	\$ 7,564	\$ 7,725	\$ 7,886	\$ 8,047	
78	\$ 4,491	\$ 4,836	\$ 5,434	\$ 6,304	\$ 7,173	\$ 7,336	\$ 7,499	\$ 7,662	\$ 7,826	\$ 7,989	\$ 8,152	
79	\$ 4,548	\$ 4,898	\$ 5,504	\$ 6,385	\$ 7,265	\$ 7,430	\$ 7,596	\$ 7,761	\$ 7,926	\$ 8,091	\$ 8,256	
80	\$ 4,606	\$ 4,960	\$ 5,574	\$ 6,466	\$ 7,357	\$ 7,525	\$ 7,692	\$ 7,859	\$ 8,026	\$ 8,193	\$ 8,361	
81	\$ 4,663	\$ 5,022	\$ 5,643	\$ 6,546	\$ 7,449	\$ 7,619	\$ 7,788	\$ 7,957	\$ 8,127	\$ 8,296	\$ 8,465	
82	\$ 4,721	\$ 5,084	\$ 5,713	\$ 6,627	\$ 7,541	\$ 7,713	\$ 7,884	\$ 8,055	\$ 8,227	\$ 8,398	\$ 8,570	
83	\$ 4,779	\$ 5,146	\$ 5,783	\$ 6,708	\$ 7,633	\$ 7,807	\$ 7,980	\$ 8,154	\$ 8,327	\$ 8,501	\$ 8,674	
84	\$ 4,836	\$ 5,208	\$ 5,852	\$ 6,789	\$ 7,725	\$ 7,901	\$ 8,076	\$ 8,252	\$ 8,427	\$ 8,603	\$ 8,779	
85	\$ 4,894	\$ 5,270	\$ 5,922	\$ 6,870	\$ 7,817	\$ 7,995	\$ 8,172	\$ 8,350	\$ 8,528	\$ 8,705	\$ 8,883	

50% SMI

60% SMI

70% SMI

85% SMI

Based on updated SMI from 2015 American Community Survey (2015 ACS)
Information provided by California Department of Finance, June 2017

California Department of Education
June 2017