



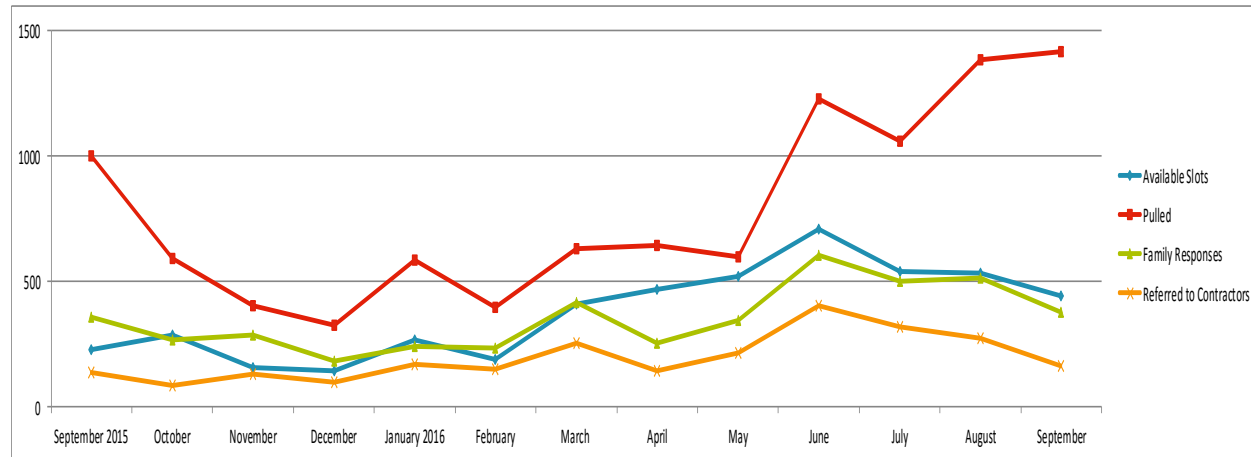
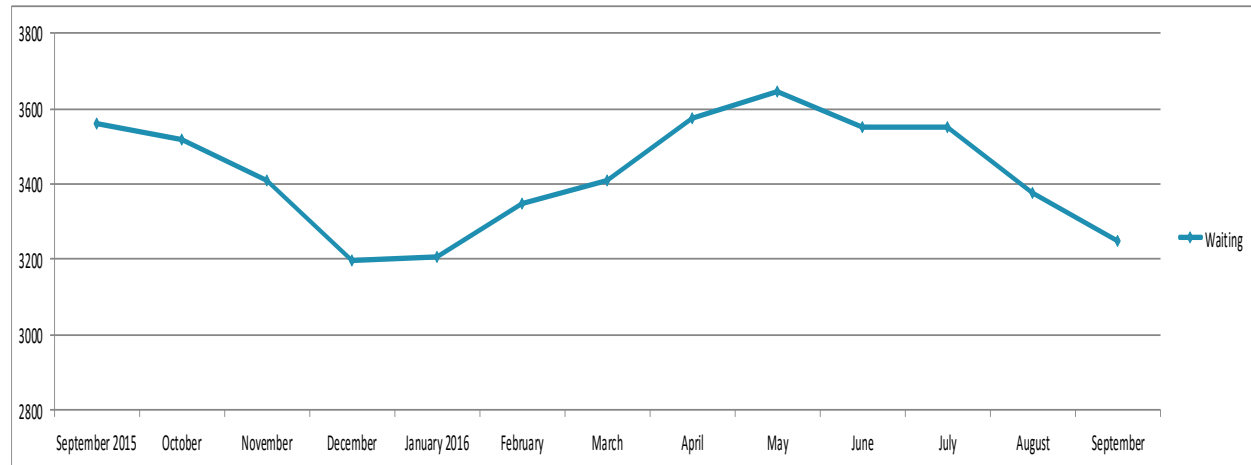
SAN FRANCISCO CHILD CARE CONNECTION (SF3C) MONTHLY REPORT – September 2016

***Update on August 2016 Enrollment Status will be under Pull Detail!**

Monthly Totals – September 2016 (Reporting period: 9/1/16 – 9/30/16)

Summary

	Child	Family
Waiting (as of 9/30)	3247	2830
Available Slots	443	N/A
Pulled	1418	959
Family Responses	379	N/A
Referred to Contractors	162	N/A



*Available slots are based on slots reported by contractors when pulling children from SF3C list; this number may be somewhat overestimated if contractors have listed available slots more than once in separate pulls.

1. New Application

1.1

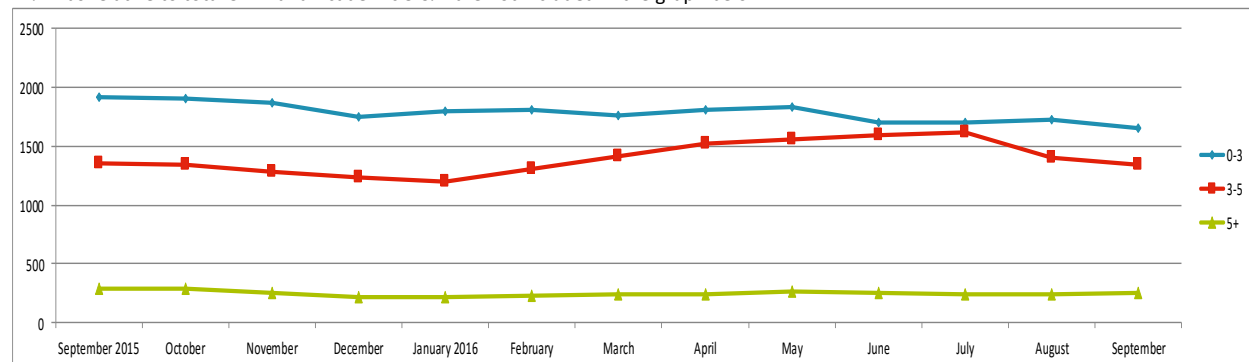
Entered By:	Child		Family	
Children's Council	132	40%	121	
Wu Yee Children's Services	65	20%	57	
Title 5s/PFA Providers	72	22%	67	
Community Based-Organizations	17	5%	17	
Family (Online Self-Application)	45	14%	44	
Total	331	100%	306	

2. Waiting Detail

2.1 - Children by age

Age Category	# of children on list	
Infant – Toddler (0-3 years)	1659	51%
Preschool (3-5 years)	1341	41%
School Age (5+ years)	247	8%
Total	3247	
<i>Academic 3 years old (9/2/12 – 9/1/13)</i>	803	25%*
<i>Academic 4 years old (9/2/11 – 9/1/12)</i>	477	15%*
subtotal	1280	39%*

* % was relative to total 3247 and Academic 3 & 4 are not included in the graph below

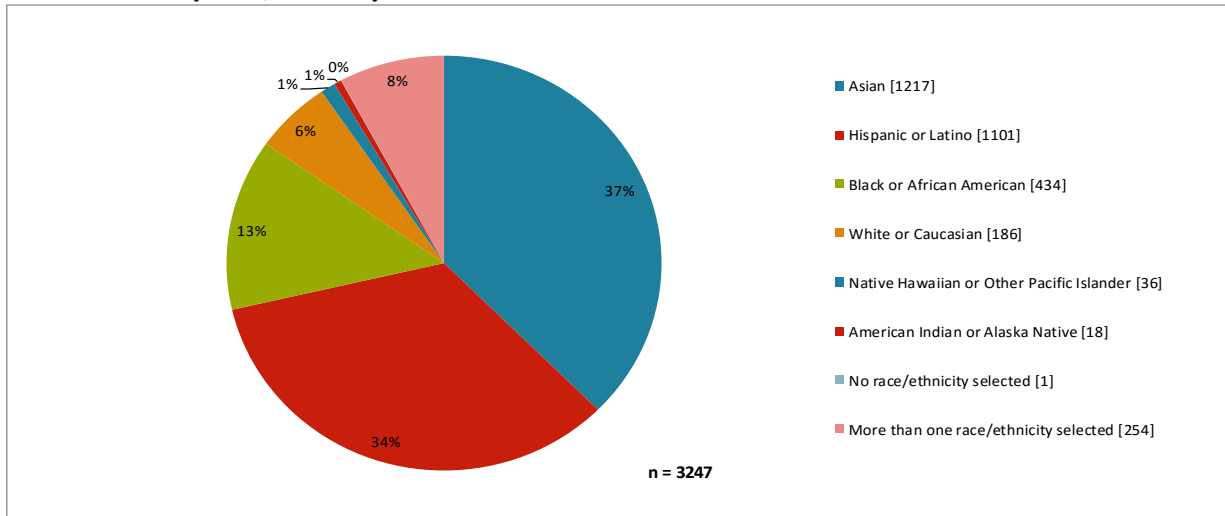


2.2 - Children by income rank and age

Income rank range	0 – 3 years old			3 – 5 years old			5+ years old			Total	Academic 3 year old	Academic 4 year old	Total	
1 – 10	352	253	63	668	21%	118	131	249	17%					
11 – 20	247	186	34	467	14%	91	109	200	14%					
21 – 30	323	205	51	579	18%	136	124	260	18%					
31 – 40	299	199	36	534	16%	124	125	249	17%					
41 – 50	187	172	30	389	12%	77	105	182	12%					
51 – 61	166	167	20	353	11%	70	101	171	12%					
62 +	85	159	13	257	8%	46	108	154	11%					

* % was relative to total 1280 Academic 3 & 4 year old

2.3 - Children by race/ethnicity on list



*The number of waiting children by race/ethnicity is in [].

2.4 - Children in other high-need categories (children may be in more than one category)

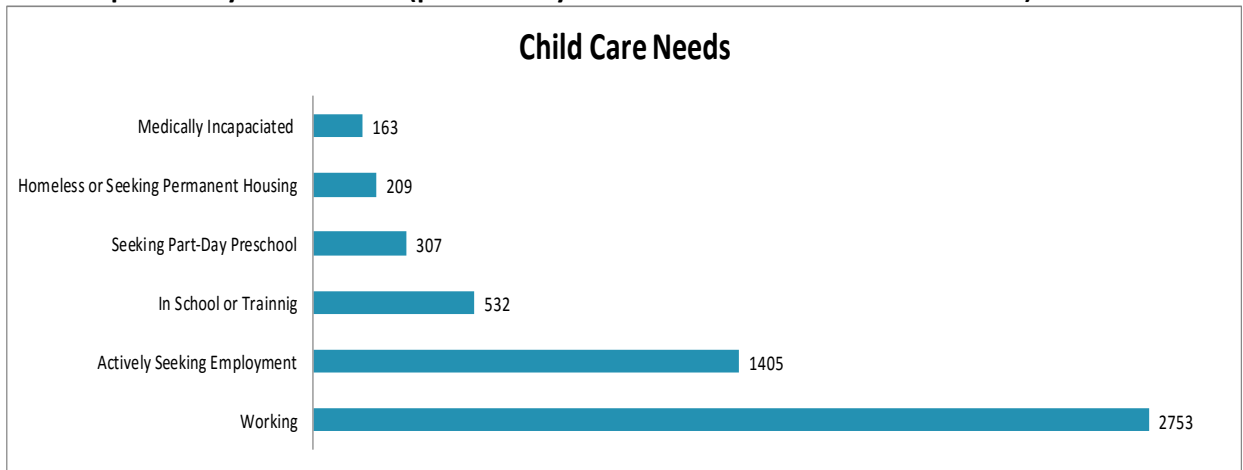
Category	# of children on list
Homeless or Seeking Permanent	203
Residing in Homeless or DV Shelter	96
ACCESS-eligible	47
Child Protective Services (CPS)	6
At Risk Referrals*	4
Special Needs (Child with IFSP/IEP)	87

*A referral written by a licensed professional to perform health, medical or social services in CA stating the child is at risk of neglect, abuse or exploitation.

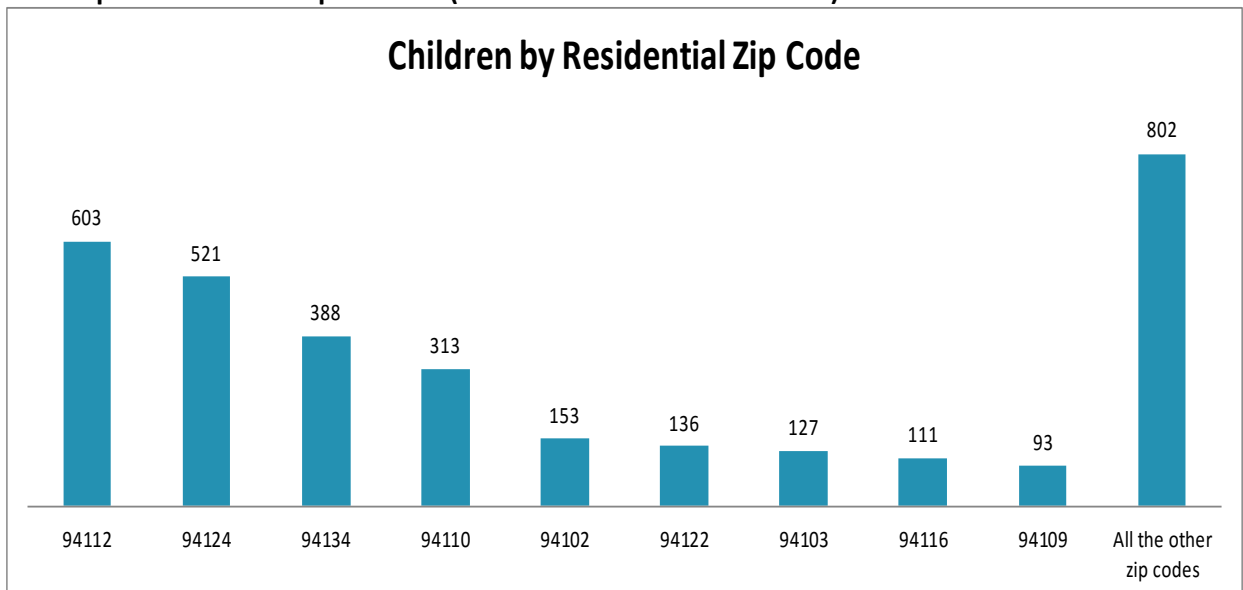
2.5 – Work status by household type

Household Type	Total	Both Parents working	One Parent Working	Not Working
Two Parent Household	1525	54% (472)	31% (925)	61% (128)
Single Parent Household	1305	46% (N/A)	N/A (884)	68% (421)
Total	2830	100% (472)	17% (1809)	64% (549)

2.6 – All parents by need criteria (parents may select more than one child care need)



2.7 - Top 10 Residential Zip Codes – (total number of children: 3247)



*Please check appendix for the detailed age breakdown of each zip code

3. Pull Detail

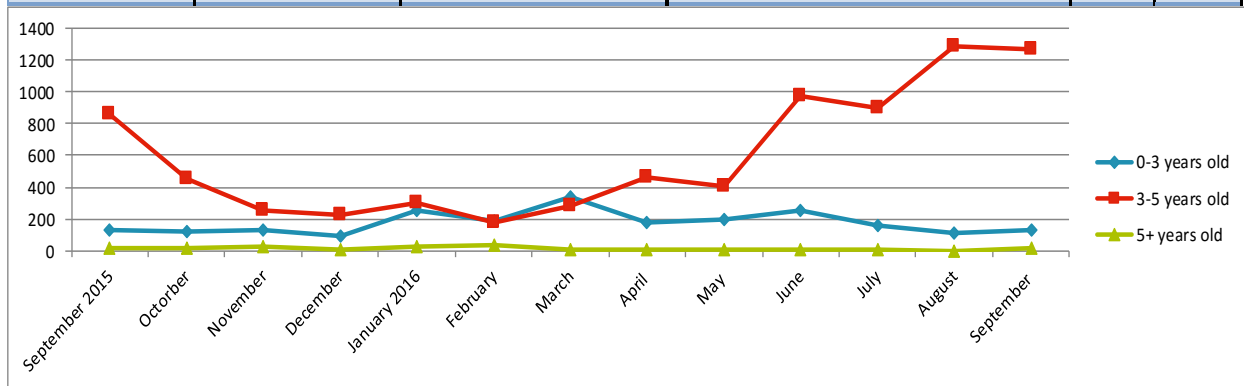
3.1 - Available slots and number of children pulled

Agency and Subsidy Types	Available Slots	Children Pulled	Children Pulled Per Slot
Title 5s (CSPP, CCTR, Head Start)	343	965	2.8
PFA Providers (Preschool Plus)	50	363	7.3
AP Voucher (CAPP, CFCC, CF*)	50	90	1.8
Total	443	1418	3.2

*CF – City Fund

3.2 - Number of children pulled for slots

By age (on report date):	Available Slots	Children Pulled	Academic Age:	Children Pulled	% of total
0 – 3 years old	130	9%	3 years old (9/2/12 – 9/1/13)	709	55%
3 – 5 years old	1273	90%	4 years old (9/2/11 – 9/1/12)	574	45%
5+ years old	15	1%	Subtotal	1283	100%
Total	1418	100%	% of total	90%	



3.3 - Responses to slot offer

# of children pulled	Interested in Slot/ Referred to Contractor	Declined Slots	Total Pulls
No Response			1039
Responses			379
	162	217	
	43%	57%	
Total Pulls			1418
			100%

*%s are based on the # of children who responded

3.4 – Enrollment status

August 2016	Phone Screened	Enrolled	Declined	Pending	No data reported
# of children	271	83 (31%)	98 (36%)	46 (17%)	44 (16%)

3.5 – Monthly Pull Log by Date September 2016 Pull Detail Report

Date of Pull	Subsidy	Agency	# of slots	# of kids pulled	income rank range	# of responses	# of phone screens
9/20/2016	CCTR	facessf - FCCHN 94110	1	4	13 - 47	4	4
9/2/2016	CCTR	facessf - FCCHN 94112	3	10	1 - 59	9	7
9/15/2016	CCTR	facessf - FCCHN 94112	1	1	9	0	0
9/30/2016	CCTR	facessf - FCCHN 94112	1	3	4 - 21	0	0
9/12/2016	CCTR	facessf - FCCHN 94134	1	3	38 - 49	2	1
9/12/2016	CCTR	Family Developmental Center	3	9	1 - 29	4	1
9/30/2016	CCTR	Family Developmental Center	4	15	1 - 2	1	0
9/26/2016	CCTR	Glide Childcare Center	10	2	18 - 23	1	0
9/26/2016	CCTR	Martin Luther King Childcare	18	18	1 - 56	4	1
9/26/2016	CCTR	Sojourner Truth Center	16	18	1 - 36	11	9
9/20/2016	CFCC	Children's Council of San Francisco	10	10	1 - 7	8	6
9/27/2016	CFCC	Children's Council of San Francisco	10	10	1 - 31	4	3
9/7/2016	City Fund	Wu Yee Children's Services	30	70	1 - 76	43	36
9/13/2016	CSPP FullDay	Chinatown Community Children's Cen	3	120	1 - 63	19	4
9/13/2016	CSPP FullDay	City College-Ocean Campus	5	8	28 - 63	4	2
9/1/2016	CSPP FullDay	Cross Cultural-Richmond I and II	10	18	1 - 65	3	1
9/6/2016	CSPP FullDay	Cross Cultural-Richmond I and II	12	21	1 - 61	7	2
9/12/2016	CSPP FullDay	Cross Cultural-Richmond I and II	9	32	1 - 61	4	0
9/22/2016	CSPP FullDay	facessf - Masonic Preschool	1	2	37 - 38	0	0
9/8/2016	CSPP FullDay	Family Developmental Center	2	5	1 - 11	1	0
9/30/2016	CSPP FullDay	Family Developmental Center	4	12	2 - 17	1	0
9/26/2016	CSPP FullDay	Felton Learning Center	17	17	1 - 47	5	2
9/22/2016	CSPP FullDay	Friends of St. Francis	4	11	6 - 54	0	0
9/1/2016	CSPP FullDay	Glide Childcare Center	10	27	1 - 60	7	6
9/20/2016	CSPP FullDay	Good Samaritan Family Resource Cent	2	8	1 - 14	1	0
9/20/2016	CSPP FullDay	Mission Child Care Consortium	50	69	1 - 58	12	5
9/15/2016	CSPP FullDay	Mission Head Start-Mission Bay	1	4	20 - 49	3	3
9/27/2016	CSPP FullDay	San Francisco Public Montessori Schoo	15	16	1 - 60	7	3
9/14/2016	CSPP FullDay	SFUSD-Jefferson EES	5	6	22 - 61	1	1
9/27/2016	CSPP FullDay	SFUSD-Mahler, Theresa S. EES	16	15	1 - 53	3	1
9/21/2016	CSPP FullDay	SFUSD-McLaren, John EES	13	37	1 - 56	5	1
9/14/2016	CSPP FullDay	SFUSD-Noriega EES	4	1	38	1	0
9/21/2016	CSPP FullDay	SFUSD-Rodriguez, Zaida T. EES	10	11	1 - 50	0	0
9/21/2016	CSPP FullDay	SFUSD-San Miguel EES	2	2	13 - 18	1	0
9/21/2016	CSPP FullDay	SFUSD-Serra, Junipero Annex EES	10	12	1 - 53	4	1
9/12/2016	CSPP FullDay	SFUSD-Stockton, Commodore EES	10	4	11 - 51	2	0
9/1/2016	CSPP FullDay	South of Market Judith Baker CDC	5	13	13 - 55	5	1
9/29/2016	CSPP FullDay	Telegraph Hill Preschool	5	12	1 - 52	1	1
9/6/2016	CSPP FullDay	True Sunshine Preschool Center	14	84	26 - 103	17	1
9/21/2016	CSPP FullDay	True Sunshine Preschool Center	10	116	1 - 61	47	4
9/6/2016	CSPP FullDay	Wah Mei School Full-Day Program	2	11	1 - 55	3	0
9/12/2016	CSPP FullDay	Wah Mei School Full-Day Program	1	9	17 - 55	2	2
9/15/2016	CSPP FullDay	Wah Mei School Full-Day Program	1	10	21 - 56	1	0
9/19/2016	CSPP FullDay	Wah Mei School Full-Day Program	1	10	11 - 60	1	1
9/23/2016	CSPP FullDay	Wah Mei School Full-Day Program	1	14	9 - 56	1	0
9/28/2016	CSPP PartDay	Mission Head Start - Centro de Alegria	2	11	1 - 36	1	0
9/23/2016	CSPP PartDay	Mission Head Start-Valencia Gardens	3	28	23 - 77	6	4
9/23/2016	CSPP PartDay	Wah Mei School Part-Day Program	1	6	1 - 52	0	0
9/1/2016	Head Start	Kai Ming Head Start-Broadway	5	26	1 - 63	7	4
9/19/2016	Head Start	Kai Ming Head Start-Geary	5	11	1 - 22	4	2
9/19/2016	Head Start	Kai Ming Head Start-Powell	5	17	1 - 24	2	2
9/8/2016	Head Start	Kai Ming Head Start-St Luke Center	5	5	1 - 20	2	0
9/9/2016	Head Start	Mission Head Start-Capp	1	17	1 - 26	10	4
9/23/2016	Head Start	Mission Head Start-Capp	2	12	1 - 17	0	0
9/20/2016	Head Start	Mission Head Start-Valencia Gardens	1	12	1 - 17	1	1
9/19/2016	PreschoolPlus	1st Place 2 Start	2	8	9 - 36	2	0
9/2/2016	PreschoolPlus	Azucena Family Day Care	1	7	1 - 71	3	3
9/19/2016	PreschoolPlus	Care Bear	5	85	1 - 156	19	9
9/1/2016	PreschoolPlus	Child's Time	14	116	1 - 160	36	10
9/9/2016	PreschoolPlus	Chinatown Community Children's Cen	4	9	1 - 23	1	0
9/19/2016	PreschoolPlus	Community Pre school - Grace Cathed	2	2	59 - 88	2	1
9/12/2016	PreschoolPlus	Early Bird School	3	8	31 - 185	2	2
9/8/2016	PreschoolPlus	Gayane Melikyan	6	45	1 - 86	5	1
9/21/2016	PreschoolPlus	Guidry's Early Care & Education Progra	2	21	1 - 75	1	0
9/7/2016	PreschoolPlus	Little Leaps & Bounds	1	17	4 - 83	4	1
9/11/2016	PreschoolPlus	Little Sunshine Preschool (Song Moy)	1	1	13	1	1
9/15/2016	PreschoolPlus	Parkside Preschool	2	2	13 - 36	1	1
9/17/2016	PreschoolPlus	Playland Preschool	2	26	1 - 72	6	3
9/15/2016	PreschoolPlus	Shalom School	1	1	10	1	1
9/9/2016	PreschoolPlus	St. Paul's Littlest Angel Preschool	2	13	1 - 101	0	0
9/21/2016	PreschoolPlus	Utopia Preschool	1	1	38	1	1
9/23/2016	PreschoolPlus	YMCA Stonestown Family	1	1	130	1	1
		Total	443	1418		379	162

* The total number of responses in the *Monthly Pull Log by Date* is relative to the data in *Responses to slot offer, section 3.3*

Appendix – detailed age breakdown for each zip code

zip_code	0 - 1.99	2 - 2.99	3 - 4.99	5+	subtotal
94010	0	0	2	0	2
94014	7	4	11	5	27
94015	4	5	4	2	15
94030	0	0	0	1	1
94044	2	0	0	0	2
94066	1	1	1	0	3
94080	3	2	4	0	9
94102	53	30	41	12	136
94103	47	28	56	22	153
94104	4	0	2	1	7
94105	3	2	4	0	9
94107	21	13	34	8	76
94108	23	15	9	3	50
94109	33	23	32	5	93
94110	96	60	129	28	313
94111	2	0	6	2	10
94112	203	139	232	29	603
94114	2	4	9	2	17
94115	19	7	34	13	73
94116	35	22	43	11	111
94117	10	13	15	2	40
94118	17	11	29	1	58
94121	23	16	31	9	79
94122	28	30	61	8	127
94123	2	0	2	0	4
94124	159	81	250	31	521
94127	3	3	11	1	18
94128	0	0	1	0	1
94129	2	3	0	0	5
94130	7	2	10	4	23
94131	5	6	16	2	29
94132	18	14	22	7	61
94133	33	19	25	7	84
94134	117	71	176	24	388
94141	0	1	0	0	1
94142	2	0	1	0	3
94153	0	1	0	0	1
94158	6	7	15	2	30
94501	1	0	0	0	1
94503	0	0	1	0	1
94509	1	0	0	0	1
94521	0	0	1	1	2
94531	1	0	1	0	2
94541	2	1	0	0	3
94544	1	1	1	0	3
94546	0	1	1	0	2
94563	1	0	0	0	1
94565	0	1	1	0	2
94568	0	0	1	2	3
94589	1	0	1	0	2
94591	1	1	0	0	2
94592	1	0	0	0	1
94596	0	1	0	0	1
94601	1	2	2	0	5
94602	1	0	0	0	1
94603	1	1	0	0	2
94605	0	0	1	0	1
94606	0	0	0	1	1
94608	0	1	0	0	1
94621	1	1	1	0	3
94703	1	0	0	0	1
94801	2	1	3	0	6
94803	0	0	3	0	3
94804	2	0	1	0	3
94806	3	0	2	0	5
94903	0	0	1	0	1
94947	0	0	1	0	1
94965	0	0	0	1	1
95209	0	1	0	0	1
95624	1	0	0	0	1
Total	1013	646	1341	247	3247

Child Care and Development Income Rankings – Effective July 1, 2011

Attachment
Page 1 of 2

Rank	Family Size										
	1 - 2	3	4	5	6	7	8	9	10	11	12
1	\$ 469	\$ 503	\$ 558	\$ 648	\$ 737	\$ 754	\$ 771	\$ 787	\$ 804	\$ 821	\$ 838
2	\$ 516	\$ 553	\$ 614	\$ 712	\$ 811	\$ 829	\$ 848	\$ 866	\$ 884	\$ 903	\$ 921
3	\$ 563	\$ 603	\$ 670	\$ 777	\$ 884	\$ 905	\$ 925	\$ 945	\$ 965	\$ 985	\$ 1,005
4	\$ 610	\$ 653	\$ 726	\$ 842	\$ 958	\$ 980	\$ 1,002	\$ 1,023	\$ 1,045	\$ 1,067	\$ 1,089
5	\$ 657	\$ 704	\$ 782	\$ 907	\$ 1,032	\$ 1,055	\$ 1,079	\$ 1,102	\$ 1,126	\$ 1,149	\$ 1,173
6	\$ 704	\$ 754	\$ 838	\$ 972	\$ 1,106	\$ 1,131	\$ 1,156	\$ 1,181	\$ 1,206	\$ 1,231	\$ 1,256
7	\$ 750	\$ 804	\$ 893	\$ 1,036	\$ 1,179	\$ 1,206	\$ 1,233	\$ 1,260	\$ 1,286	\$ 1,313	\$ 1,340
8	\$ 797	\$ 854	\$ 949	\$ 1,101	\$ 1,253	\$ 1,281	\$ 1,310	\$ 1,338	\$ 1,367	\$ 1,395	\$ 1,424
9	\$ 844	\$ 905	\$ 1,005	\$ 1,166	\$ 1,327	\$ 1,357	\$ 1,387	\$ 1,417	\$ 1,447	\$ 1,477	\$ 1,508
10	\$ 891	\$ 955	\$ 1,061	\$ 1,231	\$ 1,400	\$ 1,432	\$ 1,464	\$ 1,496	\$ 1,528	\$ 1,559	\$ 1,591
11	\$ 938	\$ 1,005	\$ 1,117	\$ 1,295	\$ 1,474	\$ 1,508	\$ 1,541	\$ 1,575	\$ 1,608	\$ 1,642	\$ 1,675
12	\$ 985	\$ 1,055	\$ 1,173	\$ 1,360	\$ 1,548	\$ 1,583	\$ 1,618	\$ 1,653	\$ 1,688	\$ 1,724	\$ 1,759
13	\$ 1,032	\$ 1,106	\$ 1,228	\$ 1,425	\$ 1,621	\$ 1,658	\$ 1,695	\$ 1,732	\$ 1,769	\$ 1,806	\$ 1,843
14	\$ 1,079	\$ 1,156	\$ 1,284	\$ 1,490	\$ 1,695	\$ 1,734	\$ 1,772	\$ 1,811	\$ 1,849	\$ 1,888	\$ 1,926
15	\$ 1,126	\$ 1,206	\$ 1,340	\$ 1,554	\$ 1,769	\$ 1,809	\$ 1,849	\$ 1,889	\$ 1,930	\$ 1,970	\$ 2,010
16	\$ 1,173	\$ 1,256	\$ 1,396	\$ 1,619	\$ 1,843	\$ 1,884	\$ 1,926	\$ 1,968	\$ 2,010	\$ 2,052	\$ 2,094
17	\$ 1,219	\$ 1,307	\$ 1,452	\$ 1,684	\$ 1,916	\$ 1,960	\$ 2,003	\$ 2,047	\$ 2,090	\$ 2,134	\$ 2,178
18	\$ 1,266	\$ 1,357	\$ 1,508	\$ 1,749	\$ 1,990	\$ 2,035	\$ 2,080	\$ 2,126	\$ 2,171	\$ 2,216	\$ 2,261
19	\$ 1,313	\$ 1,407	\$ 1,563	\$ 1,813	\$ 2,064	\$ 2,111	\$ 2,157	\$ 2,204	\$ 2,251	\$ 2,298	\$ 2,345
20	\$ 1,360	\$ 1,457	\$ 1,619	\$ 1,878	\$ 2,137	\$ 2,186	\$ 2,234	\$ 2,283	\$ 2,332	\$ 2,380	\$ 2,429
21	\$ 1,407	\$ 1,508	\$ 1,675	\$ 1,943	\$ 2,211	\$ 2,261	\$ 2,312	\$ 2,362	\$ 2,412	\$ 2,462	\$ 2,513
22	\$ 1,454	\$ 1,558	\$ 1,731	\$ 2,008	\$ 2,285	\$ 2,337	\$ 2,389	\$ 2,440	\$ 2,492	\$ 2,544	\$ 2,596
23	\$ 1,501	\$ 1,608	\$ 1,787	\$ 2,073	\$ 2,358	\$ 2,412	\$ 2,466	\$ 2,519	\$ 2,573	\$ 2,626	\$ 2,680
24	\$ 1,548	\$ 1,658	\$ 1,843	\$ 2,137	\$ 2,432	\$ 2,487	\$ 2,543	\$ 2,598	\$ 2,653	\$ 2,708	\$ 2,764
25	\$ 1,595	\$ 1,709	\$ 1,898	\$ 2,202	\$ 2,506	\$ 2,563	\$ 2,620	\$ 2,677	\$ 2,734	\$ 2,791	\$ 2,848
26	\$ 1,642	\$ 1,759	\$ 1,954	\$ 2,267	\$ 2,580	\$ 2,638	\$ 2,697	\$ 2,755	\$ 2,814	\$ 2,873	\$ 2,931
27	\$ 1,688	\$ 1,809	\$ 2,010	\$ 2,332	\$ 2,653	\$ 2,714	\$ 2,774	\$ 2,834	\$ 2,894	\$ 2,955	\$ 3,015
28	\$ 1,735	\$ 1,859	\$ 2,066	\$ 2,396	\$ 2,727	\$ 2,789	\$ 2,851	\$ 2,913	\$ 2,975	\$ 3,037	\$ 3,099
29	\$ 1,782	\$ 1,910	\$ 2,122	\$ 2,461	\$ 2,801	\$ 2,864	\$ 2,928	\$ 2,992	\$ 3,055	\$ 3,119	\$ 3,183
30	\$ 1,829	\$ 1,960	\$ 2,178	\$ 2,526	\$ 2,874	\$ 2,940	\$ 3,005	\$ 3,070	\$ 3,136	\$ 3,201	\$ 3,266
31	\$ 1,876	\$ 2,010	\$ 2,233	\$ 2,591	\$ 2,948	\$ 3,015	\$ 3,082	\$ 3,149	\$ 3,216	\$ 3,283	\$ 3,350
32	\$ 1,923	\$ 2,060	\$ 2,289	\$ 2,655	\$ 3,022	\$ 3,090	\$ 3,159	\$ 3,228	\$ 3,296	\$ 3,365	\$ 3,434
33	\$ 1,970	\$ 2,111	\$ 2,345	\$ 2,720	\$ 3,095	\$ 3,166	\$ 3,236	\$ 3,306	\$ 3,377	\$ 3,447	\$ 3,518
34	\$ 2,017	\$ 2,161	\$ 2,401	\$ 2,785	\$ 3,169	\$ 3,241	\$ 3,313	\$ 3,385	\$ 3,457	\$ 3,529	\$ 3,601

California Department of Education
July 2011

Child Care and Development Income Rankings – Effective July 1, 2011

Attachment
Page 2 of 2

Rank	Family Size										
	1 - 2	3	4	5	6	7	8	9	10	11	12
35	\$ 2,064	\$ 2,211	\$ 2,457	\$ 2,850	\$ 3,243	\$ 3,317	\$ 3,390	\$ 3,464	\$ 3,538	\$ 3,611	\$ 3,685
36	\$ 2,111	\$ 2,261	\$ 2,513	\$ 2,915	\$ 3,317	\$ 3,392	\$ 3,467	\$ 3,543	\$ 3,618	\$ 3,693	\$ 3,769
37	\$ 2,157	\$ 2,312	\$ 2,568	\$ 2,979	\$ 3,390	\$ 3,467	\$ 3,544	\$ 3,621	\$ 3,698	\$ 3,775	\$ 3,853
38	\$ 2,204	\$ 2,362	\$ 2,624	\$ 3,044	\$ 3,464	\$ 3,543	\$ 3,621	\$ 3,700	\$ 3,779	\$ 3,858	\$ 3,936
39	\$ 2,251	\$ 2,412	\$ 2,680	\$ 3,109	\$ 3,538	\$ 3,618	\$ 3,698	\$ 3,779	\$ 3,859	\$ 3,940	\$ 4,020
40	\$ 2,298	\$ 2,462	\$ 2,736	\$ 3,174	\$ 3,611	\$ 3,693	\$ 3,775	\$ 3,858	\$ 3,940	\$ 4,022	\$ 4,104
41	\$ 2,345	\$ 2,513	\$ 2,792	\$ 3,238	\$ 3,685	\$ 3,769	\$ 3,853	\$ 3,936	\$ 4,020	\$ 4,104	\$ 4,188
42	\$ 2,392	\$ 2,563	\$ 2,848	\$ 3,303	\$ 3,759	\$ 3,844	\$ 3,930	\$ 4,015	\$ 4,100	\$ 4,186	\$ 4,271
43	\$ 2,439	\$ 2,613	\$ 2,903	\$ 3,368	\$ 3,832	\$ 3,920	\$ 4,007	\$ 4,094	\$ 4,181	\$ 4,268	\$ 4,355
44	\$ 2,486	\$ 2,663	\$ 2,959	\$ 3,433	\$ 3,906	\$ 3,995	\$ 4,084	\$ 4,172	\$ 4,261	\$ 4,350	\$ 4,439
45	\$ 2,533	\$ 2,714	\$ 3,015	\$ 3,497	\$ 3,980	\$ 4,070	\$ 4,161	\$ 4,251	\$ 4,342	\$ 4,432	\$ 4,523
46	\$ 2,580	\$ 2,764	\$ 3,071	\$ 3,562	\$ 4,054	\$ 4,146	\$ 4,238	\$ 4,330	\$ 4,422	\$ 4,514	\$ 4,606
47	\$ 2,626	\$ 2,814	\$ 3,127	\$ 3,627	\$ 4,127	\$ 4,221	\$ 4,315	\$ 4,409	\$ 4,502	\$ 4,596	\$ 4,690
48	\$ 2,673	\$ 2,864	\$ 3,183	\$ 3,692	\$ 4,201	\$ 4,296	\$ 4,392	\$ 4,487	\$ 4,583	\$ 4,678	\$ 4,774
49	\$ 2,720	\$ 2,915	\$ 3,238	\$ 3,756	\$ 4,275	\$ 4,372	\$ 4,469	\$ 4,566	\$ 4,663	\$ 4,760	\$ 4,858
50	\$ 2,767	\$ 2,965	\$ 3,294	\$ 3,821	\$ 4,348	\$ 4,447	\$ 4,546	\$ 4,645	\$ 4,744	\$ 4,842	\$ 4,941
51	\$ 2,814	\$ 3,015	\$ 3,350	\$ 3,886	\$ 4,422	\$ 4,523	\$ 4,623	\$ 4,724	\$ 4,824	\$ 4,925	\$ 5,025
52	\$ 2,861	\$ 3,065	\$ 3,406	\$ 3,951	\$ 4,496	\$ 4,598	\$ 4,700	\$ 4,802	\$ 4,904	\$ 5,007	\$ 5,109
53	\$ 2,908	\$ 3,116	\$ 3,462	\$ 4,016	\$ 4,569	\$ 4,673	\$ 4,777	\$ 4,881	\$ 4,985	\$ 5,089	\$ 5,193
54	\$ 2,955	\$ 3,166	\$ 3,518	\$ 4,080	\$ 4,643	\$ 4,749	\$ 4,854	\$ 4,960	\$ 5,065	\$ 5,171	\$ 5,276
55	\$ 3,002	\$ 3,216	\$ 3,573	\$ 4,145	\$ 4,717	\$ 4,824	\$ 4,931	\$ 5,038	\$ 5,146	\$ 5,253	\$ 5,360
56	\$ 3,049	\$ 3,266	\$ 3,629	\$ 4,210	\$ 4,791	\$ 4,899	\$ 5,008	\$ 5,117	\$ 5,226	\$ 5,335	\$ 5,444
57	\$ 3,095	\$ 3,317	\$ 3,685	\$ 4,275	\$ 4,864	\$ 4,975	\$ 5,085	\$ 5,196	\$ 5,306	\$ 5,417	\$ 5,528
58	\$ 3,142	\$ 3,367	\$ 3,741	\$ 4,339	\$ 4,938	\$ 5,050	\$ 5,162	\$ 5,275	\$ 5,387	\$ 5,499	\$ 5,611
59	\$ 3,189	\$ 3,417	\$ 3,797	\$ 4,404	\$ 5,012	\$ 5,126	\$ 5,239	\$ 5,353	\$ 5,467	\$ 5,581	\$ 5,695
60	\$ 3,236	\$ 3,467	\$ 3,853	\$ 4,469	\$ 5,085	\$ 5,201	\$ 5,316	\$ 5,432	\$ 5,548	\$ 5,663	\$ 5,779
61	\$ 3,283	\$ 3,518	\$ 3,908	\$ 4,534	\$ 5,159	\$ 5,276	\$ 5,394	\$ 5,511	\$ 5,628	\$ 5,745	\$ 5,863

Note: The monthly income in each box represents the upper limit for each rank, adjusted for family size.