

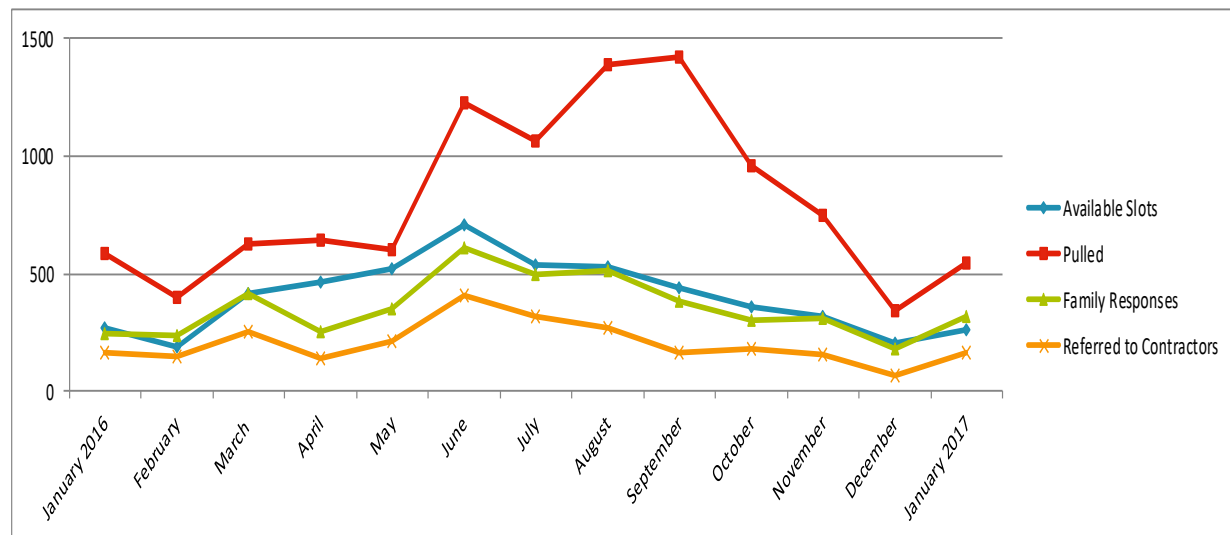
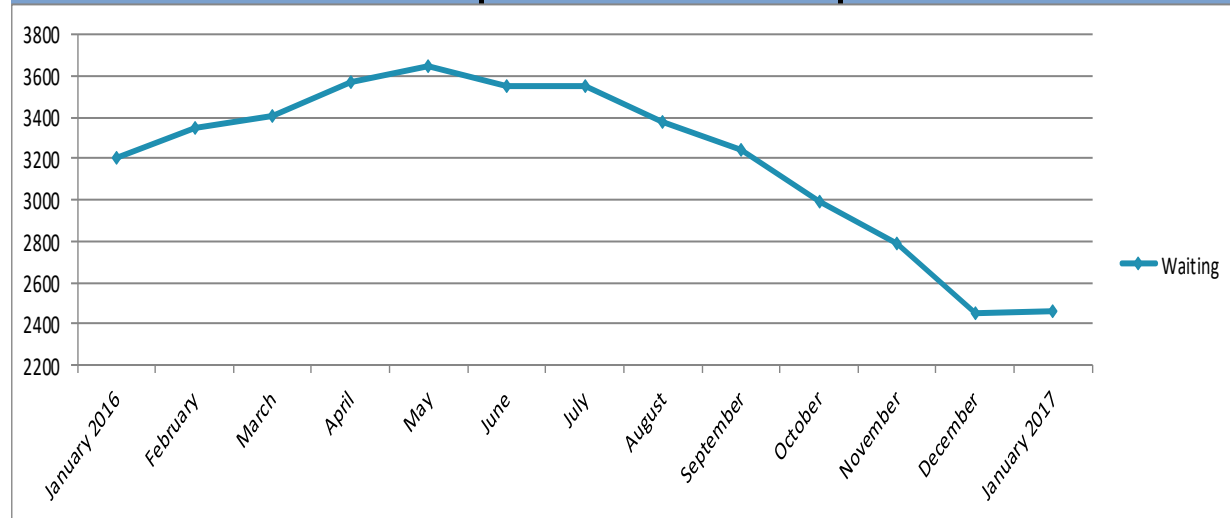
SAN FRANCISCO CHILD CARE CONNECTION (SF3C) MONTHLY REPORT – January 2017

***Update on December 2016 Enrollment Status will be under Pull Detail!**

Monthly Totals – January 2017 (Reporting period: 1/1/17 – 1/31/17)

Summary

	Child	Family
Waiting (as of 1/31)	2463	2178
Available Slots	260	N/A
Pulled	544	392
Family Responses	317	N/A
Referred to Contractors	167	N/A



*Available slots are based on slots reported by contractors when pulling children from SF3C list; this number may be somewhat overestimated if contractors have listed available slots more than once in separate pulls.

1. New Application

1.1

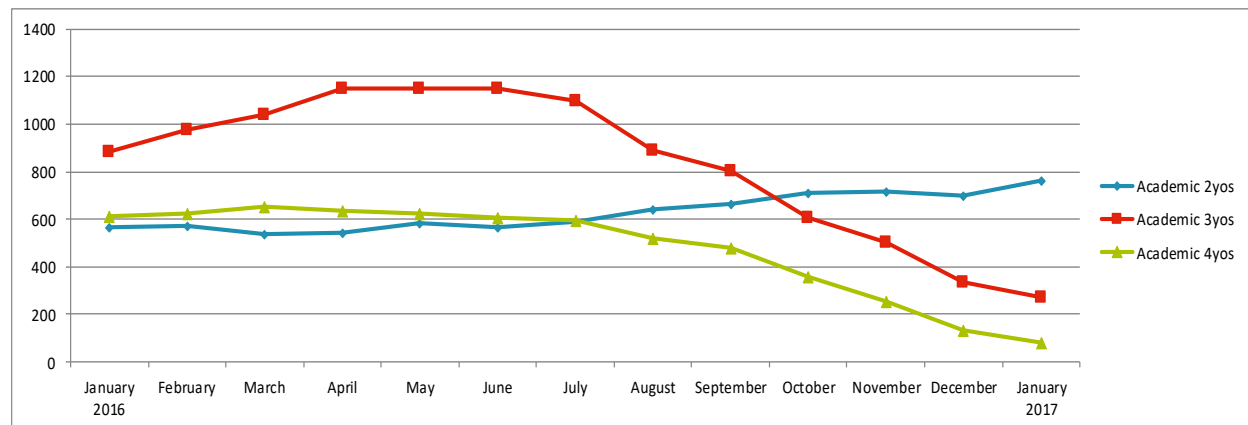
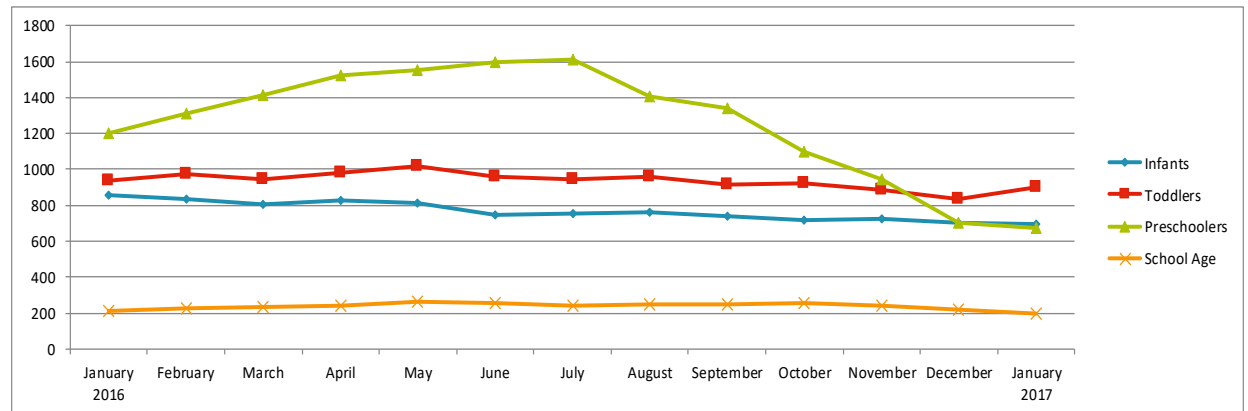
	Child	Family
Entered By:		
Children's Council	74	25%
Wu Yee Children's Services	55	19%
Title 5s/PFA Providers	101	34%
Community Based-Organizations	22	8%
Family (Online Self-Application)	41	14%
Total	293	100%

2. Waiting Detail

2.1 - Children by age

Age Category	# of children on list	
Infants (0-17.9 months)	698	28%
Toddlers (18-35.9 months)	898	36%
Preschoolers (3-4.99 years)	670	27%
School Age (5+ years)	197	8%
Total	2463	
<i>Academic 2 years old (9/2/13 - 9/1/14)</i>	763	31%*
<i>Academic 3 years old (9/2/12 - 9/1/13)</i>	274	11%*
<i>Academic 4 years old (9/2/11 - 9/1/12)</i>	81	3%*
subtotal	1118	45%*

* % relative to total 2463

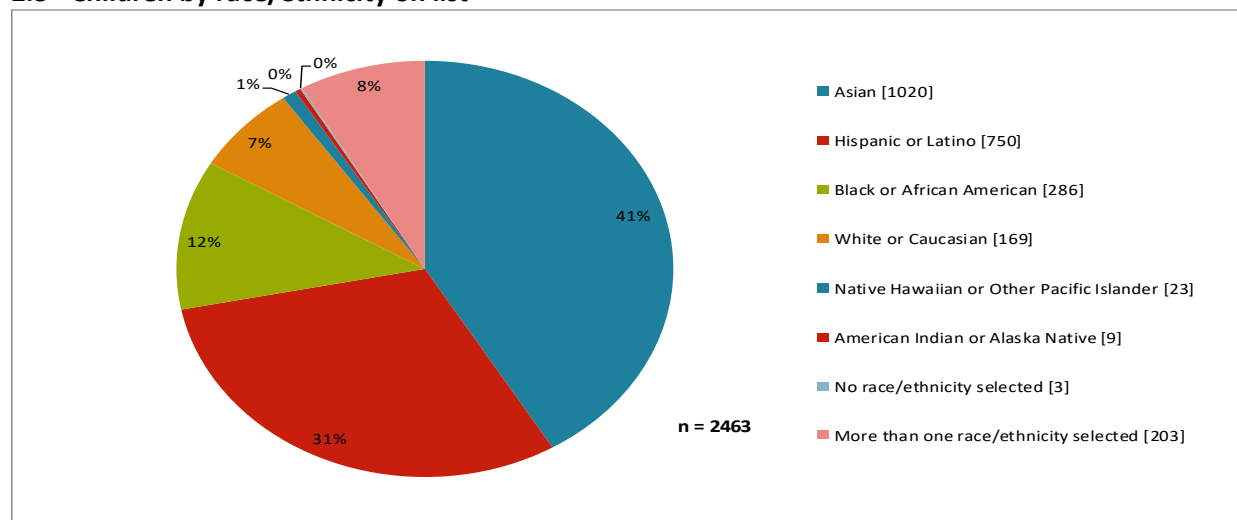


2.2 - Children by income rank and age

Income rank range	Infants (0-17.9 months)	Toddlers (18-35.9 months)	Preschoolers (3-4.99 years)	School Age (5+ years old)	Total	Academic 3 year old	Academic 4 year old	Total
1-10	170	152	100	57	479	36	23	59
11-20	109	124	86	22	341	36	7	43
21-30	150	169	119	31	469	40	5	45
31-40	104	170	123	28	425	38	17	55
41-50	80	125	64	29	298	21	11	32
51-61	65	92	87	15	259	45	7	52
62+	20	66	91	15	192	58	11	69

* % was relative to total 355 Academic 3 & 4 year old

2.3 - Children by race/ethnicity on list



*The number of waiting children by race/ethnicity is in [].

2.4 - Children in other high-need categories (children may be in more than one category)

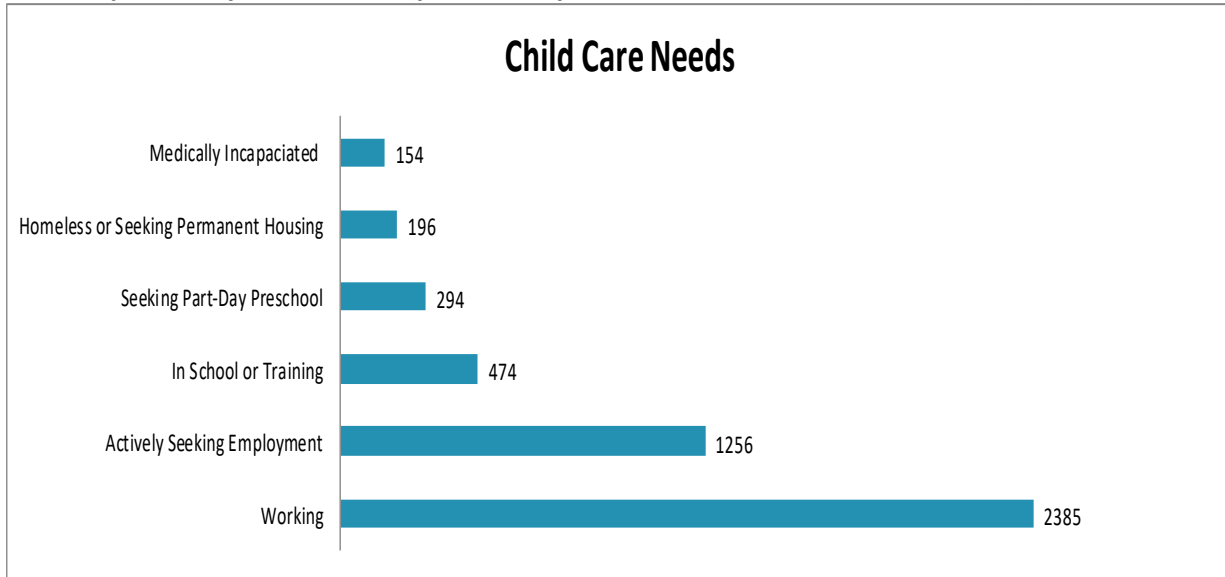
Category	# of children on list
Homeless or Seeking Permanent	160
Residing in Homeless or DV Shelter	66
ACCESS-eligible	57
Child Protective Services (CPS)	4
At Risk Referrals*	4
Special Needs (Child with IFSP/IEP)	51

*A referral written by a licensed professional to perform health, medical or social services in CA stating the child is at risk of neglect, abuse or exploitation.

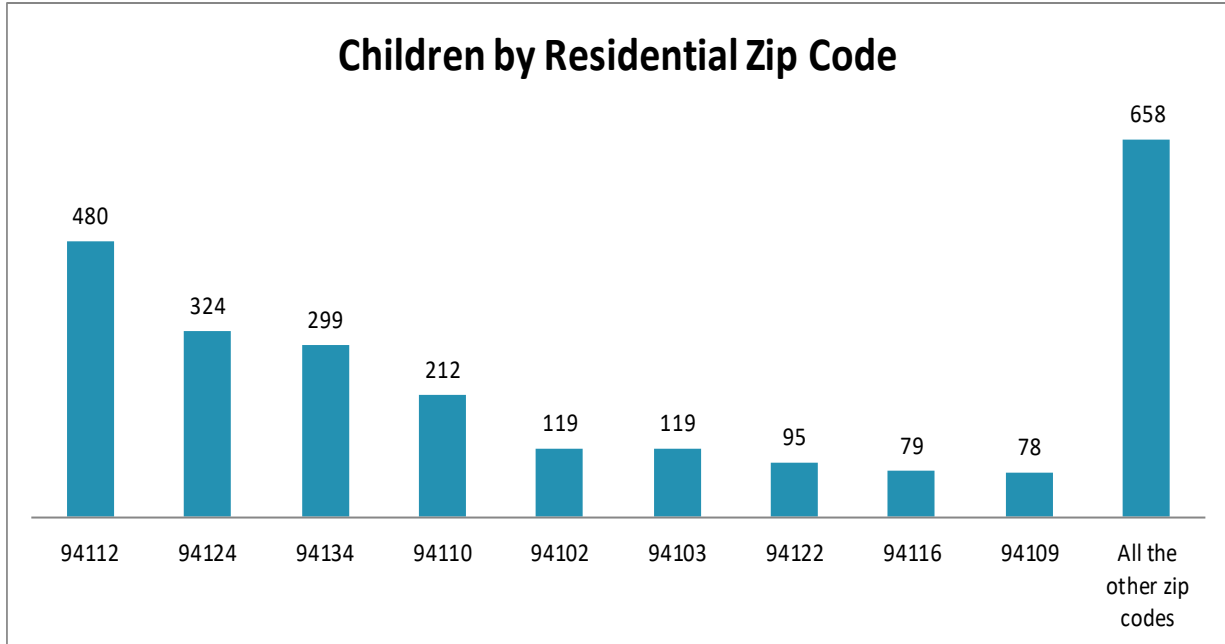
2.5 - Work status by household type

Household Type	Total	Both Parents working	One Parent Working	Not Working
Two Parent Household	1056	48% (382)	36% (855)	81% (104)
Single Parent Household	1122	52% (N/A)	N/A (766)	68% (356)
Total	2178	100% (382)	18% (1621)	74% (460)

2.6 – All parents by need criteria (parents may select more than one child care need)



2.7 - Top 10 Residential Zip Codes – (total number of children: 2463)



*Please check appendix for the detailed age breakdown of each zip code

3. Pull Detail

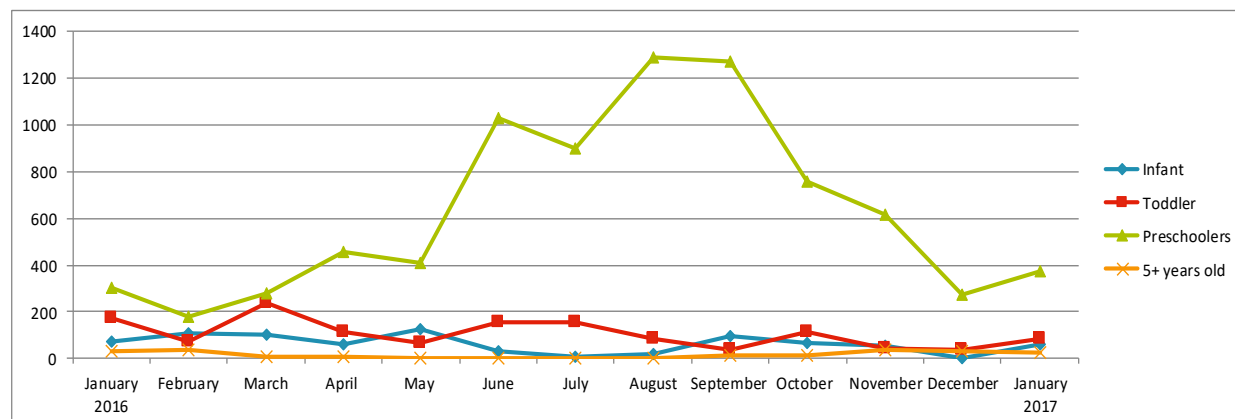
3.1 - Available slots and number of children pulled

Agency and Subsidy Types	Available Slots	Children Pulled	Children Pulled Per Slot
Title 5s (CSPP, CCTR, Head Start)	186	415	2.2
PFA Providers (Preschool Plus)	12	34	2.8
AP Voucher (CAPP, CFCC, CF*)	62	95	1.5
Total	260	544	2.1

*CF – City Fund

3.2 - Number of children pulled for slots

By age (on report date):	Available Slots	% of total	Academic Age:	Children Pulled	% of total
Infant (0-17.9 months)	62	11%	2 years old (9/2/13 – 9/1/14)	52	13%
Toddler (18-35.9 months)	83	15%	3 years old (9/2/12 – 9/1/13)	253	61%
Preschoolers (3-4.99 years)	375	69%	4 years old (9/2/11 – 9/1/12)	109	26%
School Age (5+ years)	24	4%	Subtotal	414	100%
Total	544	100%	% of total	76%	



3.3 - Responses to slot offer

# of children pulled	Interested in Slot/ Referred to Contractor	Declined Slots	Total Pulls
No Response			227 (42%)
Responses	167 (53%)	150 (47%)	317 (58%)
Total Pulls			544 (100%)

*%s are based on the # of children who responded

3.4 – Enrollment status

December 2016	Phone Screened	Enrolled	Declined	Pending	No data reported
# of children	65	13 (20%)	34 (52%)	2 (3%)	16 (25%)

3.5 – Monthly Pull Log by Date

January 2017 Pull Detail Report

Date of Pull	Subsidy	Agency	# of slots	# of kids pulled	income rank range	# of responses	# of phone screens
1/17/2017	CAPP	Children's Council of San Francisco	10	13	1 - 51	10	9
1/13/2017	CCTR	Cross Cultural-Mary Lane Infant/Toddler	1	2	52 - 59	2	2
1/5/2017	CCTR	facessf - FCCHN 94110	1	3	11 - 18	3	3
1/5/2017	CCTR	facessf - FCCHN 94112	1	4	5 - 44	4	1
1/6/2017	CCTR	facessf - FCCHN 94115	1	3	4 - 36	3	1
1/18/2017	CCTR	facessf - FCCHN 94116	1	2	1 - 29	1	0
1/6/2017	CCTR	facessf - FCCHN 94121	1	4	7 - 53	4	2
1/18/2017	CCTR	facessf - FCCHN 94134	1	2	19 - 81	1	0
1/12/2017	CCTR	Felton Learning Center	12	8	1 - 51	5	3
1/5/2017	CCTR	Glide Childcare Center	10	19	4 - 77	10	7
1/26/2017	CCTR	Mission Head Start-Southeast Families	1	5	6 - 45	5	1
1/24/2017	CCTR	Sojourner Truth Center	3	3	23 - 47	3	3
1/18/2017	CFCC	Children's Council of San Francisco	12	12	1 - 45	8	7
1/31/2017	CFCC	Children's Council of San Francisco	20	20	1 - 51	11	7
12/30/2016	City Fund	Wu Yee Children's Services	20	50	1 - 7	31	24
1/18/2017	CSPP FullDay	Compass Children's Center	2	8	1 - 25	6	3
1/9/2017	CSPP FullDay	FranDeJJA Enrichment Center	2	12	1 - 45	8	4
1/18/2017	CSPP FullDay	FranDeJJA Enrichment Center	2	11	1 - 57	5	0
1/26/2017	CSPP FullDay	FranDeJJA Enrichment Center	2	6	1 - 50	2	1
1/20/2017	CSPP FullDay	Friends of St. Francis	1	9	1 - 51	3	1
1/31/2017	CSPP FullDay	Friends of St. Francis	1	5	17 - 51	3	3
1/24/2017	CSPP FullDay	Good Samaritan Family Resource Center	2	4	1 - 33	1	1
1/13/2017	CSPP FullDay	Kai Ming Head Start-Geary	1	2	27 - 45	1	1
1/13/2017	CSPP FullDay	Martin Luther King Childcare	15	11	26 - 55	6	5
1/4/2017	CSPP FullDay	Mission Child Care Consortium	36	100	1 - 111	53	25
1/4/2017	CSPP FullDay	Mission Head Start-Jean Jacobs	3	16	1 - 46	10	2
1/24/2017	CSPP FullDay	Mission Head Start-Mission Bay	1	5	1 - 50	2	1
1/26/2017	CSPP FullDay	Mission Head Start-Southeast Families	1	5	6 - 27	5	2
1/5/2017	CSPP FullDay	SFUSD-Bryant EES	19	15	2 - 86	12	7
1/5/2017	CSPP FullDay	SFUSD-Harte, Bret EES	2	10	1 - 58	5	3
1/12/2017	CSPP FullDay	SFUSD-Mahler, Theresa S. EES	12	5	17 - 51	3	3
1/12/2017	CSPP FullDay	SFUSD-San Francisco Public Montessori	3	3	1 - 27	1	1
1/5/2017	CSPP FullDay	SFUSD-San Miguel EES	1	1	23	1	1
1/10/2017	CSPP FullDay	SFUSD-Weill, Raphael EES	15	5	7 - 53	3	3
1/10/2017	CSPP FullDay	Telegraph Hill Preschool	7	12	1 - 52	9	4
12/29/2016	CSPP FullDay	True Sunshine Preschool Center	4	20	1 - 34	12	5
1/5/2017	CSPP FullDay	True Sunshine Preschool Center	4	20	1 - 61	6	1
1/13/2017	CSPP FullDay	True Sunshine Preschool Center	4	20	1 - 48	9	2
1/20/2017	CSPP FullDay	True Sunshine Preschool Center	3	19	1 - 55	7	4
1/17/2017	CSPP PartDay	City College-Mission Full-Day Preschool	4	11	1 - 87	10	2
1/9/2017	CSPP PartDay	Mission Head Start - Centro de Alegria	2	15	7 - 39	11	1
1/5/2017	CSPP PartDay	SFUSD-Malcolm X EES	2	2	28 - 49	0	0
1/9/2017	Head Start	Mission Head Start-Valencia Gardens	2	8	1 - 86	2	1
1/10/2017	PreschoolPlus	Azucena Family Day Care	2	9	1 - 30	3	1
1/20/2017	PreschoolPlus	Child's Time	4	10	13 - 87	5	2
1/17/2017	PreschoolPlus	Holy Family Day Home	1	1	111	1	1
1/26/2017	PreschoolPlus	La Bamba Preschool	1	1	39	1	1
1/25/2017	PreschoolPlus	Little Children's Developmental Center	1	6	11 - 47	4	2
1/25/2017	PreschoolPlus	Playland Preschool	1	5	50 - 91	4	1
1/11/2017	PreschoolPlus	St. Paul's Littlest Angel Preschool	1	1	35	1	1
1/19/2017	PreschoolPlus	Telegraph Hill Preschool	1	1	92	1	1
		Total	260	544		317	167

* The total number of responses in the *Monthly Pull Log by Date* is relative to the data in *Responses to slot offer, section 3.3*

Appendix – detailed age breakdown for each zip code

zip code	Infants 0-17.9 months	Toddlers 18-35.9 months	Preschoolers 3-4.9 years	School Age 5+ years	subtotal
94005	1	0	0	0	1
94014	4	7	8	4	23
94015	4	3	3	1	11
94017	0	0	0	1	1
94044	1	0	0	0	1
94066	0	1	3	3	7
94080	4	2	2	0	8
94102	38	55	26	11	130
94103	39	46	23	11	119
94104	0	2	0	1	3
94105	1	5	2	0	8
94107	10	10	10	5	35
94108	17	19	12	2	50
94109	11	29	29	9	78
94110	52	86	59	15	212
94111	2	1	2	1	6
94112	150	176	123	31	480
94114	1	5	5	2	13
94115	15	18	16	7	56
94116	20	25	28	6	79
94117	8	21	7	3	39
94118	10	16	16	2	44
94121	8	18	23	5	54
94122	22	35	33	5	95
94123	1	3	1	0	5
94124	104	101	91	28	324
94127	3	4	5	1	13
94129	2	3	2	0	7
94130	1	7	1	1	10
94131	6	6	8	1	21
94132	16	24	18	3	61
94133	33	32	17	7	89
94134	89	112	77	21	299
94141	0	0	1	0	1
94142	0	1	0	0	1
94158	2	6	7	2	17
94401	0	0	1	0	1
94501	0	1	0	0	1
94509	2	1	1	0	4
94521	0	0	1	1	2
94531	0	1	0	0	1
94541	2	1	0	0	3
94544	1	0	1	0	2
94546	1	0	0	0	1
94563	1	0	0	0	1
94568	0	0	1	2	3
94578	0	2	0	1	3
94579	1	0	1	0	2
94590	0	1	0	0	1
94591	0	1	0	0	1
94601	2	1	0	0	3
94603	1	2	2	0	5
94605	1	0	0	0	1
94606	0	0	0	1	1
94607	0	1	0	0	1
94610	1	0	0	0	1
94619	1	0	0	0	1
94621	1	0	0	0	1
94623	1	0	0	0	1
94709	1	0	0	0	1
94801	1	1	1	1	4
94804	1	2	2	0	5
94806	3	2	1	0	6
94949	0	1	0	0	1
94960	1	0	0	0	1
94965	0	0	0	1	1
95209	0	1	0	0	1
95747	0	0	0	1	1
Total	698	898	670	197	2463

Child Care and Development Income Rankings – Effective July 1, 2011

Attachment
Page 1 of 2

Rank	Family Size										
	1 - 2	3	4	5	6	7	8	9	10	11	12
1	\$ 469	\$ 503	\$ 558	\$ 648	\$ 737	\$ 754	\$ 771	\$ 787	\$ 804	\$ 821	\$ 838
2	\$ 516	\$ 553	\$ 614	\$ 712	\$ 811	\$ 829	\$ 848	\$ 866	\$ 884	\$ 903	\$ 921
3	\$ 563	\$ 603	\$ 670	\$ 777	\$ 884	\$ 905	\$ 925	\$ 945	\$ 965	\$ 985	\$ 1,005
4	\$ 610	\$ 653	\$ 726	\$ 842	\$ 958	\$ 980	\$ 1,002	\$ 1,023	\$ 1,045	\$ 1,067	\$ 1,089
5	\$ 657	\$ 704	\$ 782	\$ 907	\$ 1,032	\$ 1,055	\$ 1,079	\$ 1,102	\$ 1,126	\$ 1,149	\$ 1,173
6	\$ 704	\$ 754	\$ 838	\$ 972	\$ 1,106	\$ 1,131	\$ 1,156	\$ 1,181	\$ 1,206	\$ 1,231	\$ 1,256
7	\$ 750	\$ 804	\$ 893	\$ 1,036	\$ 1,179	\$ 1,206	\$ 1,233	\$ 1,260	\$ 1,286	\$ 1,313	\$ 1,340
8	\$ 797	\$ 854	\$ 949	\$ 1,101	\$ 1,253	\$ 1,281	\$ 1,310	\$ 1,338	\$ 1,367	\$ 1,395	\$ 1,424
9	\$ 844	\$ 905	\$ 1,005	\$ 1,166	\$ 1,327	\$ 1,357	\$ 1,387	\$ 1,417	\$ 1,447	\$ 1,477	\$ 1,508
10	\$ 891	\$ 955	\$ 1,061	\$ 1,231	\$ 1,400	\$ 1,432	\$ 1,464	\$ 1,496	\$ 1,528	\$ 1,559	\$ 1,591
11	\$ 938	\$ 1,005	\$ 1,117	\$ 1,295	\$ 1,474	\$ 1,508	\$ 1,541	\$ 1,575	\$ 1,608	\$ 1,642	\$ 1,675
12	\$ 985	\$ 1,055	\$ 1,173	\$ 1,360	\$ 1,548	\$ 1,583	\$ 1,618	\$ 1,653	\$ 1,688	\$ 1,724	\$ 1,759
13	\$ 1,032	\$ 1,106	\$ 1,228	\$ 1,425	\$ 1,621	\$ 1,658	\$ 1,695	\$ 1,732	\$ 1,769	\$ 1,806	\$ 1,843
14	\$ 1,079	\$ 1,156	\$ 1,284	\$ 1,490	\$ 1,695	\$ 1,734	\$ 1,772	\$ 1,811	\$ 1,849	\$ 1,888	\$ 1,926
15	\$ 1,126	\$ 1,206	\$ 1,340	\$ 1,554	\$ 1,769	\$ 1,809	\$ 1,849	\$ 1,889	\$ 1,930	\$ 1,970	\$ 2,010
16	\$ 1,173	\$ 1,256	\$ 1,396	\$ 1,619	\$ 1,843	\$ 1,884	\$ 1,926	\$ 1,968	\$ 2,010	\$ 2,052	\$ 2,094
17	\$ 1,219	\$ 1,307	\$ 1,452	\$ 1,684	\$ 1,916	\$ 1,960	\$ 2,003	\$ 2,047	\$ 2,090	\$ 2,134	\$ 2,178
18	\$ 1,266	\$ 1,357	\$ 1,508	\$ 1,749	\$ 1,990	\$ 2,035	\$ 2,080	\$ 2,126	\$ 2,171	\$ 2,216	\$ 2,261
19	\$ 1,313	\$ 1,407	\$ 1,563	\$ 1,813	\$ 2,064	\$ 2,111	\$ 2,157	\$ 2,204	\$ 2,251	\$ 2,298	\$ 2,345
20	\$ 1,360	\$ 1,457	\$ 1,619	\$ 1,878	\$ 2,137	\$ 2,186	\$ 2,234	\$ 2,283	\$ 2,332	\$ 2,380	\$ 2,429
21	\$ 1,407	\$ 1,508	\$ 1,675	\$ 1,943	\$ 2,211	\$ 2,261	\$ 2,312	\$ 2,362	\$ 2,412	\$ 2,462	\$ 2,513
22	\$ 1,454	\$ 1,558	\$ 1,731	\$ 2,008	\$ 2,285	\$ 2,337	\$ 2,389	\$ 2,440	\$ 2,492	\$ 2,544	\$ 2,596
23	\$ 1,501	\$ 1,608	\$ 1,787	\$ 2,073	\$ 2,358	\$ 2,412	\$ 2,466	\$ 2,519	\$ 2,573	\$ 2,626	\$ 2,680
24	\$ 1,548	\$ 1,658	\$ 1,843	\$ 2,137	\$ 2,432	\$ 2,487	\$ 2,543	\$ 2,598	\$ 2,653	\$ 2,708	\$ 2,764
25	\$ 1,595	\$ 1,709	\$ 1,898	\$ 2,202	\$ 2,506	\$ 2,563	\$ 2,620	\$ 2,677	\$ 2,734	\$ 2,791	\$ 2,848
26	\$ 1,642	\$ 1,759	\$ 1,954	\$ 2,267	\$ 2,580	\$ 2,638	\$ 2,697	\$ 2,755	\$ 2,814	\$ 2,873	\$ 2,931
27	\$ 1,688	\$ 1,809	\$ 2,010	\$ 2,332	\$ 2,653	\$ 2,714	\$ 2,774	\$ 2,834	\$ 2,894	\$ 2,955	\$ 3,015
28	\$ 1,735	\$ 1,859	\$ 2,066	\$ 2,396	\$ 2,727	\$ 2,789	\$ 2,851	\$ 2,913	\$ 2,975	\$ 3,037	\$ 3,099
29	\$ 1,782	\$ 1,910	\$ 2,122	\$ 2,461	\$ 2,801	\$ 2,864	\$ 2,928	\$ 2,992	\$ 3,055	\$ 3,119	\$ 3,183
30	\$ 1,829	\$ 1,960	\$ 2,178	\$ 2,526	\$ 2,874	\$ 2,940	\$ 3,005	\$ 3,070	\$ 3,136	\$ 3,201	\$ 3,266
31	\$ 1,876	\$ 2,010	\$ 2,233	\$ 2,591	\$ 2,948	\$ 3,015	\$ 3,082	\$ 3,149	\$ 3,216	\$ 3,283	\$ 3,350
32	\$ 1,923	\$ 2,060	\$ 2,289	\$ 2,655	\$ 3,022	\$ 3,090	\$ 3,159	\$ 3,228	\$ 3,296	\$ 3,365	\$ 3,434
33	\$ 1,970	\$ 2,111	\$ 2,345	\$ 2,720	\$ 3,095	\$ 3,166	\$ 3,236	\$ 3,306	\$ 3,377	\$ 3,447	\$ 3,518
34	\$ 2,017	\$ 2,161	\$ 2,401	\$ 2,785	\$ 3,169	\$ 3,241	\$ 3,313	\$ 3,385	\$ 3,457	\$ 3,529	\$ 3,601

California Department of Education
July 2011

Child Care and Development Income Rankings – Effective July 1, 2011

Attachment
Page 2 of 2

Rank	Family Size										
	1 - 2	3	4	5	6	7	8	9	10	11	12
35	\$ 2,064	\$ 2,211	\$ 2,457	\$ 2,850	\$ 3,243	\$ 3,317	\$ 3,390	\$ 3,464	\$ 3,538	\$ 3,611	\$ 3,685
36	\$ 2,111	\$ 2,261	\$ 2,513	\$ 2,915	\$ 3,317	\$ 3,392	\$ 3,467	\$ 3,543	\$ 3,618	\$ 3,693	\$ 3,769
37	\$ 2,157	\$ 2,312	\$ 2,568	\$ 2,979	\$ 3,390	\$ 3,467	\$ 3,544	\$ 3,621	\$ 3,698	\$ 3,775	\$ 3,853
38	\$ 2,204	\$ 2,362	\$ 2,624	\$ 3,044	\$ 3,464	\$ 3,543	\$ 3,621	\$ 3,700	\$ 3,779	\$ 3,858	\$ 3,936
39	\$ 2,251	\$ 2,412	\$ 2,680	\$ 3,109	\$ 3,538	\$ 3,618	\$ 3,698	\$ 3,779	\$ 3,859	\$ 3,940	\$ 4,020
40	\$ 2,298	\$ 2,462	\$ 2,736	\$ 3,174	\$ 3,611	\$ 3,693	\$ 3,775	\$ 3,858	\$ 3,940	\$ 4,022	\$ 4,104
41	\$ 2,345	\$ 2,513	\$ 2,792	\$ 3,238	\$ 3,685	\$ 3,769	\$ 3,853	\$ 3,936	\$ 4,020	\$ 4,104	\$ 4,188
42	\$ 2,392	\$ 2,563	\$ 2,848	\$ 3,303	\$ 3,759	\$ 3,844	\$ 3,930	\$ 4,015	\$ 4,100	\$ 4,186	\$ 4,271
43	\$ 2,439	\$ 2,613	\$ 2,903	\$ 3,368	\$ 3,832	\$ 3,920	\$ 4,007	\$ 4,094	\$ 4,181	\$ 4,268	\$ 4,355
44	\$ 2,486	\$ 2,663	\$ 2,959	\$ 3,433	\$ 3,906	\$ 3,995	\$ 4,084	\$ 4,172	\$ 4,261	\$ 4,350	\$ 4,439
45	\$ 2,533	\$ 2,714	\$ 3,015	\$ 3,497	\$ 3,980	\$ 4,070	\$ 4,161	\$ 4,251	\$ 4,342	\$ 4,432	\$ 4,523
46	\$ 2,580	\$ 2,764	\$ 3,071	\$ 3,562	\$ 4,054	\$ 4,146	\$ 4,238	\$ 4,330	\$ 4,422	\$ 4,514	\$ 4,606
47	\$ 2,626	\$ 2,814	\$ 3,127	\$ 3,627	\$ 4,127	\$ 4,221	\$ 4,315	\$ 4,409	\$ 4,502	\$ 4,596	\$ 4,690
48	\$ 2,673	\$ 2,864	\$ 3,183	\$ 3,692	\$ 4,201	\$ 4,296	\$ 4,392	\$ 4,487	\$ 4,583	\$ 4,678	\$ 4,774
49	\$ 2,720	\$ 2,915	\$ 3,238	\$ 3,756	\$ 4,275	\$ 4,372	\$ 4,469	\$ 4,566	\$ 4,663	\$ 4,760	\$ 4,858
50	\$ 2,767	\$ 2,965	\$ 3,294	\$ 3,821	\$ 4,348	\$ 4,447	\$ 4,546	\$ 4,645	\$ 4,744	\$ 4,842	\$ 4,941
51	\$ 2,814	\$ 3,015	\$ 3,350	\$ 3,886	\$ 4,422	\$ 4,523	\$ 4,623	\$ 4,724	\$ 4,824	\$ 4,925	\$ 5,025
52	\$ 2,861	\$ 3,065	\$ 3,406	\$ 3,951	\$ 4,496	\$ 4,598	\$ 4,700	\$ 4,802	\$ 4,904	\$ 5,007	\$ 5,109
53	\$ 2,908	\$ 3,116	\$ 3,462	\$ 4,016	\$ 4,569	\$ 4,673	\$ 4,777	\$ 4,881	\$ 4,985	\$ 5,089	\$ 5,193
54	\$ 2,955	\$ 3,166	\$ 3,518	\$ 4,080	\$ 4,643	\$ 4,749	\$ 4,854	\$ 4,960	\$ 5,065	\$ 5,171	\$ 5,276
55	\$ 3,002	\$ 3,216	\$ 3,573	\$ 4,145	\$ 4,717	\$ 4,824	\$ 4,931	\$ 5,038	\$ 5,146	\$ 5,253	\$ 5,360
56	\$ 3,049	\$ 3,266	\$ 3,629	\$ 4,210	\$ 4,791	\$ 4,899	\$ 5,008	\$ 5,117	\$ 5,226	\$ 5,335	\$ 5,444
57	\$ 3,095	\$ 3,317	\$ 3,685	\$ 4,275	\$ 4,864	\$ 4,975	\$ 5,085	\$ 5,196	\$ 5,306	\$ 5,417	\$ 5,528
58	\$ 3,142	\$ 3,367	\$ 3,741	\$ 4,339	\$ 4,938	\$ 5,050	\$ 5,162	\$ 5,275	\$ 5,387	\$ 5,499	\$ 5,611
59	\$ 3,189	\$ 3,417	\$ 3,797	\$ 4,404	\$ 5,012	\$ 5,126	\$ 5,239	\$ 5,353	\$ 5,467	\$ 5,581	\$ 5,695
60	\$ 3,236	\$ 3,467	\$ 3,853	\$ 4,469	\$ 5,085	\$ 5,201	\$ 5,316	\$ 5,432	\$ 5,548	\$ 5,663	\$ 5,779
61	\$ 3,283	\$ 3,518	\$ 3,908	\$ 4,534	\$ 5,159	\$ 5,276	\$ 5,394	\$ 5,511	\$ 5,628	\$ 5,745	\$ 5,863

Note: The monthly income in each box represents the upper limit for each rank, adjusted for family size.